



**THE SUSTAINABLE CHOICE**



# EAST JORDAN PLASTICS, INC.

*The Sustainable Choice*

**EAST JORDAN**  
6400 M-32 Hwy,  
East Jordan, MI 49727

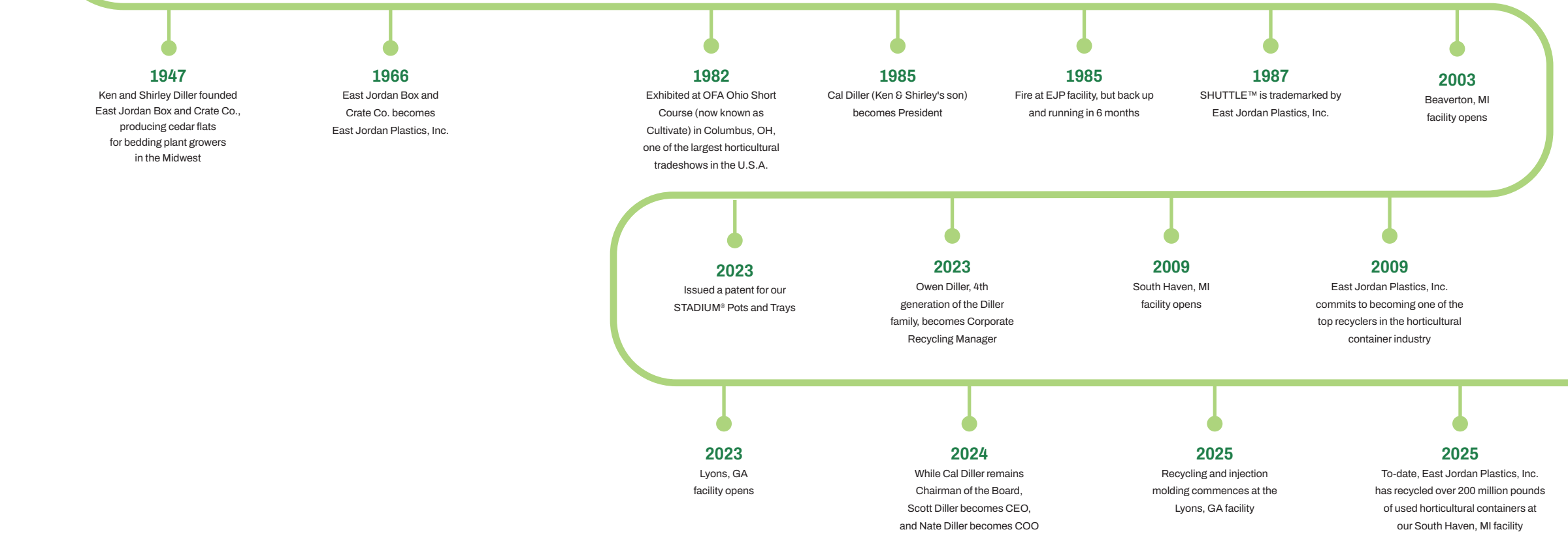
**BEAVERTON**  
4378 South M-18,  
Beaverton, MI 48612

**SOUTH HAVEN**  
1600 Stieve Drive,  
South Haven, MI 49090

**DISTRIBUTION WAREHOUSE**  
100 Veterans Blvd,  
South Haven, MI 49090

**LYONS**  
128 Kingston Dr,  
Lyons, GA 30436

800.353.1190  
customerservice@ejplastics.com  
eastjordanplastics.com



## TABLE OF CONTENTS

Vision, Mission & Values	4-5
The East Jordan Plastics Recycling Program	6-7
Labeling & Graphics	8
Color Guide	9
<b>SHUTTLE POT® STADIUM® and SHUTTLE TRAY® STADIUM® Line</b>	<b>10</b>
SHUTTLE POT® STADIUM®	10
SHUTTLE TRAY® STADIUM®	11
<b>SHUTTLE POT® and SHUTTLE TRAY® Line</b>	<b>12</b>
SHUTTLE POT® Accessories	12
SHUTTLE POT®	13
SHUTTLE TRAY®	14-17
<b>SHUTTLE™ Line</b>	<b>18</b>
SHUTTLE™ Hanging Baskets, Planters, Bowls & Injection Molded Pots	18-19
SHUTTLE™ Squares & Pot Carriers	20
<b>Trays &amp; Carriers</b>	<b>21</b>
Injection Molded Trays	21
Landscape Market Trays	22
Specialty Pot Carriers	23
<b>Flats &amp; Inserts</b>	<b>24</b>
A-Series (10 7/8" x 21 1/4") Flats & Inserts	24-27
G-Series (7" x 21") Flats & Inserts	28
L-Series (7 1/2" x 20") Flats & Inserts	29-30
P-Series (13" x 16 1/4") Flats & Inserts	31
S-Series (8 1/4" x 20") Flats & Inserts	31-32
T-Series (10" x 20") Flats & Inserts	33-36
V-Series (12 1/4" x 21") Flats & Inserts	37
<b>Plug &amp; Propagation Trays</b>	<b>38</b>
Plug & Propagation Trays	38-40
Germinating Trays	41
<b>Compatibility Charts</b>	<b>42-45</b>

## Serving the horticultural industry for nearly 80 years.

It all started four generations ago when Ken and Shirley Diller founded East Jordan Box and Crate Co. to produce wooden greenhouse flats for bedding plant growers in the Midwest. From those wooden flats to today's comprehensive line of sustainable plastic plant containers, East Jordan Plastics remains committed to the only industry it has ever served—horticulture.

## Committed to quality and sustainable horticultural packaging solutions.

Today, we're a multi-facility manufacturing company that's rooted in sustainability. We've evolved our plastic recycling initiatives with our fully energy-efficient, closed-loop plastic recycling process to create innovative, sustainable, high-quality horticultural containers that meet growers' quality standards and needs.

## Made with integrity, right here.

Built on a foundation of hard work, superior customer service, and quality products with competitive pricing, we proudly remain a family-owned and USA-based company. We're committed to using sustainable materials and manufacturing processes to support our industry and the environment.

# MOVING FORWARD TOGETHER TO SERVE OUR INDUSTRY

At East Jordan Plastics, Inc., we're determined to create sustainable solutions that meet our partners' quality standards. Our vision, mission, values, and pillars reflect this attitude and define what we do, why we do it, and how we do it.

They give everyone on our team the drive, guidance, direction needed to make thoughtful and considered decisions and take actions that align with our business goals.



## OUR VISION

To be the leader in quality and sustainability of packaging solutions for the horticultural industry.



## OUR MISSION

Advance our customers by providing them innovative, sustainable, superior horticultural containers.



## OUR CORE VALUES

### QUALITY & SERVICE

We pay attention to the smallest of details in the manufacturing process and customer service.

### INTEGRITY

We will be honest, fair, and ethical in all our business activities, and as accountable to ourselves as we are to our customers.

### GRATITUDE

We value and respect our employees and the contributions they make to our customers' success.

### SUSTAINABILITY

We are committed to using sustainable materials and manufacturing processes to be good stewards of our communities and the environment.

### INNOVATION & DRIVE

We welcome the challenges in our industry to continuously improve sustainable packaging through design, materials, and technology.

## OUR PILLARS

### SAFETY

- We keep each other safe. No shortcuts, No exceptions!
- We prioritize the safety and well-being of our employees, customers, and environment.
- Safety drives the decisions we make.

### EXCELLENCE

- We pursue the highest level of quality in our products, delivery, and customer service.
- We believe in developing our employees to be the best they can be.
- We maximize efficiencies and employ best practices to bring value to our customers.

### ACCOUNTABILITY

- We foster a culture of HORT with our employees and customers.
  - Honesty
  - Opportunity
  - Respect
  - Trust
- Being a leader in sustainability is a responsibility we take seriously.

# CLOSED-LOOP RECYCLING

## HOW OUR PROCESS WORKS

Each step of our streamlined, closed-loop recycling program is essential to the continued success of growers, retailers, and consumers. In addition to achieving Post-Consumer Recycled (PCR) Plastic Certification from AM Testing, our process and dedication to simply doing the right thing has helped us become a leader in sustainable horticultural packaging.



### THE SUSTAINABLE CHOICE



#### NEW CONTAINERS

At our 150,000-square-foot South Haven, Michigan and 260,000-square-foot Lyons, Georgia facilities, we recycle polystyrene, polypropylene, and HDPE containers generated from both greenhouses and retail stores. From these materials, we manufacture new containers at our East Jordan, Beaverton, South Haven, and Lyons facilities.



#### GREENHOUSE / GROWER

From our manufacturing facilities, containers are delivered to growers, who grow in the containers, then ship products to retailers for consumers to purchase.



#### RETAIL / CONSUMER

Consumers bring back their used growing containers to participating garden centers. Most participating garden centers have a designated location with signs that instruct consumers where to return containers. When the spaces are full and a grower returns to the store to deliver new plants, they take the full rack back to their greenhouse for sorting and consolidation.



#### RECLAIM CONTAINERS

Plastic is sorted off the racks into different bins—one sort bin for each plastic container type that comes back to the greenhouse. When a grower has enough material—whether it be a full load or less than a truckload that needs to be moved—we coordinate for our trucks to pick the material up.



#### REGROUND MATERIAL

On average, more than 35% of the raw material we use in manufacturing is PCR, and 75% of the raw material we use comes from recycled sources. We bring these materials back to our South Haven, MI and Lyons, GA facilities, and turn them into good, clean regrind. After, we manufacture new, sustainably designed containers—made with up to 100% PCR—for redistribution. Then, the process repeats (and repeats).

# OUR RECYCLING PROCESS

## WHY RECYCLING IS IMPORTANT

With demand for sustainable practices continuing to grow, we're committed to delivering high-quality plastic products through our fully energy-efficient, closed-loop plastic recycling process. Here's why:

- ✓ When recycled, horticultural containers avoid landfills and, instead, return directly to our manufacturing stream.
- ✓ Waste-removal fees are reduced by keeping containers out of dumpsters and landfills.
- ✓ Public sentiment improves and growers are viewed more highly when they use sustainable plastic growing containers.
- ✓ Opportunities for select containers to be reused are created.
- ✓ Foot traffic increases as consumers return their containers to your garden center.
- ✓ New customers are attracted from non-participating retailers.
- ✓ A better sustainable footprint can be achieved due to trash reduction.
- ✓ PCR Certification legitimizes our recycling efforts and shows our commitment to creating sustainable solutions for our partners.

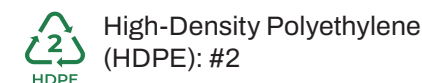

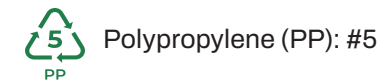
As a member of the Michigan Recycling Coalition, it's our goal to implement sustainable solutions that can leave a lasting impact on their businesses and our industry.

## HOW TO GET INVOLVED

Growers can follow this simple process to join in.

### SEPARATE MATERIAL BY TYPE

Containers do not need to be cleaned, but do need to be separated by material type. We accept:



### PALLETIZE OR BALE MATERIAL

Once separated, material should be palletized or baled. For the most efficient transportation, we recommend:

- Like-containers should be nested together, then strapped or wrapped
- Single pallets should not exceed 90"-100" tall
- Double-stacked pallets should not exceed 48" tall

### RETURN TO EAST JORDAN PLASTICS

We work with growers to determine the best process for returning products to our recycling facilities\*

- Pick-Up: We can coordinate pick-ups with deliveries of finished product.
- Delivery: We schedule deliveries of used horticulture containers at our South Haven and Lyons facilities.

\*Truckload quantities are ideal for both pick-up and delivery. LTL quantities can also be arranged.

# SET YOUR PLANTS APART

Help retailers sell out faster

## LABELING AND HIGH IMPACT GRAPHICS

Put your growing pots to work. As a medium for everything from barcodes and plant care instructions to planting tips and landscaping suggestions, our pots can help set your plants apart. Plus, you'll build brand recognition and make your varieties distinctive and stand out among others in the garden center.



## COST-EFFECTIVE PROCESS WITH SPECTACULAR RESULTS

Our digital print plate technology—combined with our 8-color print capability—offers you an economical alternative to other forms of high resolution printing and labeling. It's the economical way to get your plants noticed—and sold—faster than ever.

## MINIMUM ORDER REQUIRED

Please contact your sales representative for a quote.

# PRODUCT COLOR GUIDE

With our guide, you can choose from a variety of stock colors for your pots. It's important to remember that these are approximate colors, and there might be slight variation when produced. Minimum quantities may apply and may be subject to our production run schedule.



2945A BLUE



504A BURGUNDY



405C CAPPUCCINO



476A CHOCOLATE



429A GRAY



432A GRAY



360A GREEN



GREEN



7530A MOCHA



021A ORANGE



205A PINK



2665A PURPLE



271A PURPLE



185A RED



TERRACOTTA



107A YELLOW

# SHUTTLE POT® STADIUM®

Our innovative and patented line of SHUTTLE POT® STADIUM® plastic grower pots enhances your entire operation—from marketing and production to the actual shipping of the finished product. True round sides enable offset print for custom high end graphics. Combined with flat sides, these plastic grower pots offer easy label application as well as improved presentation and tag insertion. Plus, the squared-off sides deliver a space-saving advantage for growing and shipping densities.

- Experience improved space utilization in greenhouse/field production, on shipping racks, and at retail
- Automation friendly
- Flat sides are ideally suited for label application
- Tag slots oriented for easy insertion
- Containers can be printed on curved sides
- Features easy dispensing, co-extruded construction, dual level drainage, and easy plant removal
- All black containers and trays are produced with close to 100% recycled horticultural material



PART NUMBER	DESCRIPTION	DIAMETER	HEIGHT	CUBIC INCHES	LIQUID VOLUME		PACKAGING	
					U.S.	METRIC	CARTON	PALLET
<b>NEW</b> SP333TS-STAD	SHUTTLE POT® 333 STADIUM® TAG SLOT	3 1/8" Round; 3" Flat	4 1/2"	22.7	12.6 fl oz	372 ml	1,920	24,480
SP400TS-STAD	SHUTTLE POT® 400 STADIUM® TAG SLOT	4" Round; 3 5/8" Flat	3 3/4"	28.8	1.00 pt	473 ml	1,440	17,688
SP400DTS-STAD	SHUTTLE POT® 400D STADIUM® DEEP TAG SLOT	4" Round; 3 5/8" Flat	4 7/8"	36	1.25 pt	591 ml	1,440	17,688
SP433TS-STAD	SHUTTLE POT® 433 STADIUM® TAG SLOT	4 1/8" Round; 3 9/8" Flat	5 1/8"	43.3	1.5 pt	710 ml	960	14,472
SP500TS-STAD	SHUTTLE POT® 500 STADIUM® TAG SLOT	5" Round; 4" Flat	5 1/8"	57.7	1 qt	946 ml	875	11,700
SP600LTS-STAD	SHUTTLE POT® 600 STADIUM® LOW TAG SLOT	6" Round; 5" Flat	5"	86.6	1.5 qt	1.42 L	660	7,200
SP600TS-STAD	SHUTTLE POT® 600 STADIUM® TAG SLOT	6" Round; 5" Flat	6 7/8"	115.5	2.0 qt	1.9 L	525	7,200

Patents may apply to certain products. Visit [eastjordanplastics.com/patents](http://eastjordanplastics.com/patents) for more information.  
**NOTE:** Bulk Pallet Quantities are Half Pallets

# SHUTTLE TRAY® STADIUM®

Just like our SHUTTLE POT® STADIUM® plastic grower pots, SHUTTLE TRAY® STADIUM® flower trays take your growing operations to the next level. As a part of our revolutionary horticultural solutions, these trays are designed to hold SHUTTLE POT® STADIUM® plastic grower pots in position in one of two ways to give you flexibility while delivering improved space utilization capabilities. You can choose thermoformed fill trays or our unique injection molded trays that allow for better merchandising capabilities.



PART NUMBER	DESCRIPTION	AVAILABLE WITH TAG SLOT	LENGTH	WIDTH	PACKAGING	
					CARTON	PALLET
<b>NEW</b> ST333STAD12DSTS-STD-BLK	SHUTTLE TRAY® 333-12 PK STADIUM® DISPENSER SLOTS TAG SLOT STD BLACK	●	6"	20"	150	4,500
ST400STAD10DSPPTS-STD-BLK	SHUTTLE TRAY® 400-10 PK STADIUM® DISPENSER SLOTS PP TAGSLOT STD BLACK	●	20"	6 5/8"	100	3,900
STK400STAD12DSTS-STD-BLK	SHUTTLE TRAY® 400-12 PK STADIUM® DISPENSER SLOTS TAG SLOT STD BLACK	●	20"	8"	100	3,300
ST400DSTAD10DSPPP-STD-BLK	SHUTTLE TRAY® 400D-10 PK STADIUM® DEEP DISPENSER SLOTS PP STD BLACK	●	20"	6 5/8"	100	3,900
ST433STAD8DS-STD-BLK	SHUTTLE TRAY® 433-8 PK STADIUM® DISPENSER SLOTS STD BLACK	●	17 1/8"	7 1/2"	100	4,350
STI433STAD8M-STD-BLK	SHUTTLE TRAY® 433-8 PK STADIUM® INJECTION MOLDED (M-STYLE) STD BLACK	●	19 3/4"	7 3/8"	100	3,120
STI433STAD8MFTS-STD-BLK	SHUTTLE TRAY® 433-8 PK STADIUM® INJECTION MOLDED (M-STYLE) FILL TRAY TAG SLOT STD BLACK	●	19 3/4"	7 3/8"	N/A	2,080
ST433STAD10DSPPTS-STD-BLK	SHUTTLE TRAY® 433-10 PK STADIUM® DISPENSER SLOTS PP TAG SLOT STD BLACK	●	21 5/8"	7 1/2"	100	3,600
STI433STAD10-STD-BLK	SHUTTLE TRAY® 433-10 PK STADIUM® INJECTION MOLDED STD BLACK	●	21 5/8"	7 1/2"	100	2,600
STK500STAD8DS-STD-BLK	SHUTTLE TRAY® 500-8 PK STADIUM® DISPENSER SLOTS STD BLACK	●	20"	8"	100	3,300
STI500STAD8-STD-BLK	SHUTTLE TRAY® 500-8 PK STADIUM® INJECTION MOLDED STD BLACK	●	20"	8"	100	2,400
ST600LSTAD6DSTS-STD-BLK	SHUTTLE TRAY® 600-6 PK STADIUM® LOW DISPENSER SLOTS TAG SLOT STD BLACK	●	18"	10"	50	2,250
ST600STAD6DSTS-STD-BLK	SHUTTLE TRAY® 600-6 PK STADIUM® DISPENSER SLOTS TAG SLOT STD BLACK	●	18"	10"	50	2,250
STI600STAD6TS-STD-BLK	SHUTTLE TRAY® 600-6 PK STADIUM® INJECTION MOLDED TAG SLOT STD BLACK	●	18"	10"	100	1,900
STI600STAD6MTS-STD-BLK	SHUTTLE TRAY® 600-6 PK STADIUM® INJECTION MOLDED (M-STYLE) TAG SLOT STD BLACK	●	20"	10"	N/A	1,900
STI600STAD6MFTS-STD-BLK	SHUTTLE TRAY® 600-6 PK STADIUM® INJECTION MOLDED (M-STYLE) FILL TRAY TAG SLOT STD BLACK	●	19 3/4"	10"	N/A	1,500
<b>NEW</b> ST600STAD8DSTS-STD-BLK	SHUTTLE TRAY® 600-8 PK STADIUM® DISPENSER SLOTS TAG SLOT STD BLACK	●	20"	12"	50	1,920

Patents may apply to certain products. Visit [eastjordanplastics.com/patents](http://eastjordanplastics.com/patents) for more information.

# SHUTTLE POT®

Strength, stability and made-in-the-USA quality make the SHUTTLE POT® one of our most popular product lines. Built with sturdy rims and shoulders for quick de-nesting and dispensing, our pots are designed to move more plants faster than ever before.

- Co-extruded pots feature a dark inner layer that prevents light from harming delicate roots.
- Dual-level drain holes and a footed bottom design ensure better drainage.
- Smooth finish makes plant removal a cinch.
- Print (on round and SHUTTLE POT® STADIUM® pots only) and label for improved merchandising and visual appeal.



### Colors Available



Custom colors available, contact us for a quote (See p. 9 for color guide)

## POT ACCESSORIES — PLANT RINGS & POT CAGES



PART NUMBER	DESCRIPTION	DIAMETER	HEIGHT	PACKAGING	
				CARTON	PALLET
PREJ650700-GRN	POINSETTIA RING GREEN: SP600, SP650	7"	3 3/4"	1,200	27 CTN
PREJ750800-GRN	POINSETTIA RING GREEN: SP750, SP750DTS, SP800	8"	4 1/4"	1,300	20 CTN
SPICAGE-600-GRN	CAGE 6" DIAMETER GREEN — FOR SHUTTLE POT® SP600 / SP600D / SP600DS ROUND	6"	4"	100	48 CTN
SPICAGE-800-GRN	CAGE 8" DIAMETER GREEN — FOR SHUTTLE POT® SPI 800 ROUND IM	8"	4 13/16"	100	26 CTN
SPICAGE-1000-GRN	CAGE 10" DIAMETER GREEN — FOR SHUTTLE POT® SPI1000 ROUND IM	10"	5 11/16"	100	28 CTN
<b>NEW</b> SPICAGE-1100-BLK	CAGE 11" DIAMETER BLACK — FOR SHUTTLE POT® SPP1100-ATH — 11" INJECTION MOLDED PLANTER	11"	17 1/4"	NA	560

# SHUTTLE POT®

PART NUMBER	DESCRIPTION	DIAMETER	HEIGHT	CUBIC INCHES	LIQUID VOLUME		PACKAGING	
					U.S.	METRIC	CARTON	PALLET
SP350-RND	SHUTTLE POT® 350 ROUND	3.50"	3.38"	22.3	12.30 fl oz	365 ml	1,950	28,620
SP400-RND	SHUTTLE POT® 400 ROUND	4.00"	3.50"	28.9	1.00 pt	473 ml	1,800	22,230
SP400TS-RND	SHUTTLE POT® 400 ROUND TAG SLOT	4.00"	3.50"	28.9	1.00 pt	473 ml	1,200	15,912
SP400D-RND	SHUTTLE POT® 400 DEEP ROUND	4.00"	4.5"	39.9	1.38 pt	655 ml	1,500	22,230
SP433-RND	SHUTTLE POT® 433 ROUND 7 DEGREE TAPER	4.33"	3.75"	36.3	1.25 pt	594 ml	1,100	17,340
<b>SP433XPTS-RND</b>	<b>SHUTTLE POT® 433XP ROUND 5 DEGREE TAPER TAG SLOT</b>	4.33"	3.75"	38.4	1.33 pt	629 ml	800	12,648
SP433D-RND	SHUTTLE POT® 433 DEEP ROUND	4.33"	5.125"	49.6	1.71 pt	813 ml	1,040	16,830
SP433DTS-RND	SHUTTLE POT® 433 DEEP ROUND TAG SLOT	4.33"	5.125"	49.6	1.71 pt	813 ml	840	13,464
SP450-RND	SHUTTLE POT® 450 ROUND	4.50"	3.75"	41.2	1.42 pt	675 ml	1,000	14,400
<b>SP470-RND</b>	<b>SHUTTLE POT® 470 ROUND</b>	4.70"	4.75"	57.7	1.00 qt	946 ml	800	12,000
SP470D-RND	SHUTTLE POT® 470 DEEP ROUND	4.70"	5.00"	57.7	1.00 qt	946 ml	800	12,000
SP470DTS-RND	SHUTTLE POT® 470 DEEP ROUND TAG SLOT	4.70"	5.00"	57.7	1.00 qt	946 ml	700	10,400
SP500QTL-RND	SHUTTLE POT® 500 ROUND QUART LOW	5.00"	3.63"	57.7	1.00 qt	946 ml	900	12,480
SP500QD-RND	SHUTTLE POT® 500 ROUND QUART DEEP	5.00"	4.50"	61	1.05 qt	1.0 L	900	12,480
SP525-RND	SHUTTLE POT® 525 ROUND	5.25"	4.50"	72	1.25 qt	1.18 L	720	8,820
SP550-RND	SHUTTLE POT® 550 ROUND	5.50"	4.50"	72	1.25 qt	1.18 L	780	8,400
SP600-RND	SHUTTLE POT® 600 ROUND	6.00"	4.50"	86.7	1.50 qt	1.42 L	680	8,320
<b>SP600D-RND</b>	<b>SHUTTLE POT® 600 DEEP ROUND</b>	6.00"	5.44"	97	1.68 qt	1.59 L	620	7,200
<b>SP600DS-RND</b>	<b>SHUTTLE POT® 600 DEEP STANDARD ROUND</b>	6.00"	5.50"	108	1.86 qt	1.77 L	680	7,140
SP630-RND	SHUTTLE POT® 630 ROUND	6.30"	6.375"	144.4	2.50 qt	2.37 L	270	4,840
SP630TS-RND	SHUTTLE POT® 630 ROUND TAG SLOT	6.30"	6.375"	144.4	2.50 qt	2.37 L	270	4,840
<b>SP630KTS-RND</b>	<b>SHUTTLE POT® 630 ROUND K-STYLE TAG SLOT</b>	6.30"	6.375"	144.4	2.50 qt	2.37 L	270	5,500
SP650-RND	SHUTTLE POT® 650 ROUND	6.50"	5.00"	115.3	2.00 qt	1.89 L	300	5,460
SP670-RND	SHUTTLE POT® 670 ROUND TRADE GALLON	6.70"	5.875"	155	2.68 qt	2.54 L	240	4,620
SP750-RND	SHUTTLE POT® 750 ROUND	7.50"	5.625"	173.3	3.00 qt	2.84 L	240	3,750
SP750TS-RND	SHUTTLE POT® 750 ROUND TAG SLOT	7.50"	5.625"	173.3	3.00 qt	2.84 L	240	3,750
SP750DTS-RND	SHUTTLE POT® 750 DEEP ROUND TAG SLOT	7.50"	7.00"	230.7	4.00 qt	3.78 L	210	3,450
SP800MP-RND	SHUTTLE POT® 800 ROUND MUM PAN	8.00"	5.00"	183.7	3.18 qt	3.01 L	240	3,360
SP800A-RND	SHUTTLE POT® 800 ROUND AZALEA	8.00"	6.00"	204.4	3.54 qt	3.35 L	210	3,360
SP850DTS-RND	SHUTTLE POT® 850 DEEP ROUND TAG SLOT	8.50"	8.50"	348.8	1.51 gal	5.72 L	180	2,880
SP900-RND	SHUTTLE POT® 900 ROUND	9.00"	6.25"	291	1.26 gal	4.77 L	140	2,530

NOTE: Bulk Pallet Quantities are Half Pallets

















\* Special order item - minimum order requirements apply

Tag Slot pots may be substituted for Non-Tag Slot pots at EJP discretion.


# SHUTTLE TRAY®

Exclusively offered by East Jordan Plastics, SHUTTLE TRAY® and pot carriers anchor pots securely during transport from bench to rack to truck. Sturdy and strong, its unique design makes it difficult for soil to fall between the growing pots — making for worry-free shipment. Multi-compartment plant trays facilitate fast display breakdown and setup, as well as improved, better looking spacing for large-canopied crops.

- Fast and easy sales setup
- Encourages multi-pot sales
- Multiple holes ensure adequate drainage

			
<b>ST3506PAS-STD-BLK</b> Special Order	<b>STL35010-STD-BLK</b> Special Order	<b>STG35012ES-STD-BLK</b> Special Order	<b>STG35012WMB-STD-BLK</b>
			
<b>ST35018-STD-BLK</b>	<b>STB4006-EC-BLK</b>	<b>STB4006VTS-EC-BLK</b>	<b>STK40010ES-STD-BLK</b>
			
<b>STK40010ESWMP-STD-BLK</b>	<b>STK400D10LPP-STD-BLK</b>	<b>ST40014WMB-STD-BLK</b> Special Order	<b>ST40015-STD-BLK</b>
			
<b>ST4258-STD-BLK</b> Special Order	<b>STT4338LE-STD-BLK</b> Special Order	<b>ST433D8-STD-BLK</b> Special Order	<b>ST43310PP-STD-BLK</b>

			
<b>ST433XP10-STD-BLK</b> Special Order	<b>ST433D10PP-STD-BLK</b>	<b>ST43315-STD-BLK</b>	<b>STT4508-STD-BLK</b> Special Order
			
<b>ST45010PP-STD-BLK</b>	<b>ST45010OSV-STD-BLK</b>	<b>ST45012-STD-BLK</b>	<b>ST45015-STD-BLK</b>
			
<b>ST4708-STD-BLK</b>	<b>STT4708-STD-BLK</b> Special Order	<b>STY4708OS-STD-BLK</b>	<b>ST470D8-STD-BLK</b>
			
<b>STY470D8OSWMB-STD-BLK</b>	<b>ST47010-STD-BLK</b>	<b>ST470D10WMB-STD-BLK</b>	<b>ST47012-STD-BLK</b>
			
<b>STT500QL8-STD-BLK</b>	<b>STT500QTD8-STD-BLK</b>	<b>ST5258-STD-BLK</b> Special Order	<b>STT5506OS-STD-BLK</b> Special Order
			
<b>ST5506-STD-BLK</b>	<b>ST5508-STD-BLK</b>	<b>ST6003-STD-BLK</b> Special Order	<b>ST6006PP-STD-BLK</b>



PART NUMBER	DESCRIPTION	WATER-MAT	LENGTH	WIDTH	PACKAGING	
					CARTON	PALLET
ST3506PAS-STD-BLK	SHUTTLE TRAY® 350-6 PK PUNCHED BOTTOM & AUTO-SLOT HANDLE HOLES STD BLACK		10 1/2"	7"	200	10,800
STL35010-STD-BLK	SHUTTLE TRAY® 350-10 PK STD BLACK		20"	7 1/2"	100	4,200
STG35012ES-STD-BLK	SHUTTLE TRAY® 350-12 PK EXPOSED SIDE STD BLACK		21"	7"	100	4,550
STG35012WMB-STD-BLK	SHUTTLE TRAY® 350-12 PK WATERMAT WMB STD BLACK	●	21"	7"	100	3,900
ST35018-STD-BLK	SHUTTLE TRAY® 350-18 PK STD BLACK		21"	10 5/8"	100	2,800
STB4006-EC-BLK	SHUTTLE TRAY® 400-6 PK ROUND HANDLE HOLES ECON BLACK		12 1/8"	8"	200	7,425
STB4006VTS-EC-BLK	SHUTTLE TRAY® 400-6 PK VENTED TAG SLOT ECON BLACK		12 1/8"	8"	200	7,425
STK40010ES-STD-BLK	SHUTTLE TRAY® 400-10 PK PP EXPOSED SIDE STD BLACK		20"	8"	100	3,300
STK40010ESWMP-STD-BLK	SHUTTLE TRAY® 400-10 PK PP EXPOSED SIDE WATERMAT PUNCHED STD BLACK	●	20"	8"	100	3,300
STK400D10LPP-STD-BLK	SHUTTLE TRAY® 400D-10 PK DEEP LOW PROFILE PP STD BLACK		20"	8"	100	3,850
ST40014WMB-STD-BLK	SHUTTLE TRAY® 400-14 PK WATERMAT WMB STD BLACK	●	21 1/8"	10 5/8"	100	2,800
ST40015-STD-BLK	SHUTTLE TRAY® 400-15 PK STD BLACK		20 1/4"	12"	100	2,450
ST4258-STD-BLK	SHUTTLE TRAY® 425-8 PK STD BLACK		21"	10 5/8"	100	2,800
STT4338LE-STD-BLK	SHUTTLE TRAY® 433-8LE PK SPACER LABEL END STD BLACK		20"	10"	100	3,600
ST433D8-STD-BLK	SHUTTLE TRAY® 433D-8 PK DEEP STD BLACK		17"	8 1/2"	100	3,750
ST43310PP-STD-BLK	SHUTTLE TRAY® 433-10 PK PP STD BLACK		21 5/8"	8 5/8"	100	4,000
ST433XP10-STD-BLK	SHUTTLE TRAY® 433XP-10 PK (5-DEGREE) STD BLACK		21 5/8"	8 5/8"	100	3,500
ST433D10PP-STD-BLK	SHUTTLE TRAY® 433D-10 PK PP STD BLACK		21 5/8"	8 5/8"	100	3,000
ST43315-STD-BLK	SHUTTLE TRAY® 433-15 PK STD BLACK		21 3/4"	12 3/8"	50	2,100
STT4508-STD-BLK	SHUTTLE TRAY® 450-8 PK SPACER TRAY STD BLACK		20"	10"	100	3,150
ST45010PP-STD-BLK	SHUTTLE TRAY® 450-10 PK PP STD BLACK		22 3/8"	8 11/16"	100	3,000
ST45010OSV-STD-BLK	SHUTTLE TRAY® 450-10 PK OFFSET VENTED STD BLACK		21 1/4"	10 7/8"	100	2,800
ST45012-STD-BLK	SHUTTLE TRAY® 450-12 PK STD BLACK		17 3/4"	13 5/16"	100	2,625
ST45015-STD-BLK	SHUTTLE TRAY® 450-15 PK STD BLACK		22 1/2"	13 5/8"	50	1,800
ST4708-STD-BLK	SHUTTLE TRAY® 470-8 PK STD BLACK		19"	9 5/8"	50	2,250
STT4708-STD-BLK	SHUTTLE TRAY® 470-8 PK SPACER TRAY STD BLACK		20"	10"	100	3,600
STY4708OS-STD-BLK	SHUTTLE TRAY® 470-8 PK OFFSET STD BLACK		21"	8 1/2"	100	3,500
ST470D8-STD-BLK	SHUTTLE TRAY® 470D-8 PK DEEP STD BLACK	●	19"	9 5/8"	100	2,700
STY470D8OSWMB-STD-BLK	SHUTTLE TRAY® 470D-8 PK DEEP OFFSET WATERMAT WMB STD BLACK	●	21"	8 1/2"	100	3,000
ST47010-STD-BLK	SHUTTLE TRAY® 470-10 PK STD BLACK		23 1/2"	9 1/2"	100	2,700
ST470D10WMB-STD-BLK	SHUTTLE TRAY® 470D-10 PK WATERMAT WMB STD BLACK	●	23 1/2"	9 1/2"	100	2,700
ST47012-STD-BLK	SHUTTLE TRAY® 470-12 PK STD BLACK		18 7/8"	14 1/4"	50	1,800
STT500QL8-STD-BLK	SHUTTLE TRAY® 500QL-8 PK QUART LOW STD BLACK		20"	10"	100	3,600
STT500QTD8-STD-BLK	SHUTTLE TRAY® 500QD-8 PK QUART DEEP STD BLACK		20"	10"	100	2,700
ST5258-STD-BLK	SHUTTLE TRAY® 525-8 PK STD BLACK		21"	10 5/8"	50	2,240
STT5508OS-STD-BLK	SHUTTLE TRAY® 550-8 PK OFFSET STD BLACK	●	20"	10"	100	2,700
ST5506-STD-BLK	SHUTTLE TRAY® 550-6 PK STD BLACK		16 1/2"	11"	100	3,000
ST5508-STD-BLK	SHUTTLE TRAY® 550-8 PK STD BLACK		22"	11"	100	2,400
ST6003-STD-BLK	SHUTTLE TRAY® 600-3 PK STD BLACK		18"	6"	100	4,900
ST6006PP-STD-BLK	SHUTTLE TRAY® 600-6 PK PP STD BLACK		18"	12"	100	3,200
ST600D6-STD-BLK	SHUTTLE TRAY® 600D-6 PK DEEP STD BLACK		18"	12"	100	2,800
ST6303-STD-BLK	SHUTTLE TRAY® 630-3 PK STD BLACK		19 3/4"	6 5/8"	100	3,250
ST6306-STD-BLK	SHUTTLE TRAY® 630-6 PK HIGH STD BLACK	●	19"	12 5/8"	50	1,750
STI6306TS-STD-BLK	SHUTTLE TRAY® 630-6 PK INJECTION MOLDED POT CARRIER TAG SLOT STD BLACK		18 3/4"	12 1/2"	N/A	1,200
STITG6-STD-BLK	SHUTTLE TRAY® TRADE GALLON 6 PK INJECTION MOLDED POT CARRIER STD BLACK		19 3/4"	13 1/8"	N/A	1,140
ST6506-STD-BLK	SHUTTLE TRAY® 650-6 PK STD BLACK		19 3/4"	13 1/8"	50	2,100
ST6706-STD-BLK	SHUTTLE TRAY® 670-6 PK HIGH STD BLACK		19 3/4"	13 1/8"	50	2,100
ST7503-STD-BLK	SHUTTLE TRAY® 750-3 PK STD BLACK	●	22 1/2"	7 1/2"	100	3,000
STI8002-STD-BLK	SHUTTLE TRAY® 800-2 PK INJECTION MOLDED POT CARRIER STD BLACK		16"	8"	N/A	2,520

# SHUTTLE™ HANGING BASKETS, PLANTERS, BOWLS & INJECTION MOLDED POTS

For quality, American-made, injection-molded plastic hanging baskets, look no further than SHUTTLE™ containers. Functional and attractive, our line of SHUTTLE™ containers are manufactured to meet your needs in a wide variety of options. From baskets and planters to bowls and pots, this fully featured injection molded line of containers offer enhanced strength and stability. They're designed to go the distance for long term use in outdoor environments.

- Tag slots are integrated in the rims of all injected molded items.
- Some hanging baskets have multiple hanging options; over the rim for automation (10" and 11" only), and double clip and wire hanger holes.
- Planters have sturdy construction with heavy rims and sidewalls with bottom slots for use with industry standard saucers.
- Injection molded pots have strong rims that accept both hangers and cages. In combination with the cages, these

containers work well for poinsettia, mum and nursery crops that need plant support.

- Injection molded SHUTTLE™ containers that are offered in black or gray are manufactured using up to 100% recycled content.
- Designed based on customer feedback, our NEW 10" Atlas and 12" Athena Hanging Baskets blend durability with a clean, retail-ready look, offering enhanced strength and stability for superior outdoor performance.

			<p><b>Colors Available</b></p> <p>Black Green Terracotta White Chocolate Mocha Speckled Mocha</p>

\* Compatible with HB-600-DISC-PS

Custom colors available, contact us for a quote (See p. 9 for color guide)

## SHUTTLE™ PLANTERS & BOWLS

SPB1200-DW	SPP1000-RND	SPP1100-ATH	SPP1200-RND	SPP1300-RND	SPP1400-RND

## SHUTTLE™ INJECTION MOLDED POTS

SPI800TS-RND	SPI850DTS-RND	SPI1000TS-RND	SSI325TTS-SQ	SSP750-DW

## HANGING BASKETS, PLANTERS, BOWLS & INJECTION MOLDED POTS

PART NUMBER	DESCRIPTION	# OF TAG SLOTS	DIAMETER	HEIGHT	CUBIC INCHES	LIQUID VOLUME		PACKAGING	
						U.S.	METRIC	CARTON	PALLET
SHB800-DW	SHUTTLE™ 8" HANGING BASKET DUO WAVE TAG SLOT	3	7 1/2" (ID); 8" (OD)	5 1/4"	184.8	3.20 qt	3.03 L	100	3,540 or 48 CTN
SHB900-STD	SHUTTLE™ 9" HANGING BASKET STANDARD TAG SLOT	3	8 1/2" (ID); 9" (OD)	8"	348	1.50 gal	5.7 L	100	2,000 or 36 CTN
SHB1000-STD	SHUTTLE™ 10" HANGING BASKET STANDARD TAG SLOT	1	9" (ID); 10" (OD)	5 1/2"	305.1	1.32 gal	5.0 L	100	1,900 or 32 CTN
SHB1000-PRM	SHUTTLE™ 10" HANGING BASKET PREMIUM TAG SLOT	3	9" (ID); 10" (OD)	6 1/8"	347.8	1.51 gal	5.7 L	100	1,860 or 26 CTN
SHB1000-DIA	SHUTTLE™ 10" HANGING BASKET DIAMOND TAG SLOT	3	9 3/4" (ID); 10" (OD)	6 1/8"	346	1.50 gal	5.67 L	100	1,700 or 24 CTN
SHB1000-DUN	SHUTTLE™ 10" HANGING BASKET SAND DUNE TAG SLOT	3	9 3/4" (ID); 10" (OD)	6 1/8"	346	1.50 gal	5.67 L	100	1,800 or 26 CTN
SHB1000-DW	SHUTTLE™ 10" HANGING BASKET DUO WAVE TAG SLOT	3	9" (ID); 10" (OD)	5 1/2"	243	1.25 gal	4.75 L	100	1,620 or 26 CTN
SHB1100-STD	SHUTTLE™ 11" HANGING BASKET STD TAG SLOT	3	10" (ID); 10 3/4" (OD)	6 3/8"	360	1.57 gal	5.9 L	100	1,312 or 24 CTN
SHB1100MT-STD	SHUTTLE™ 11" HANGING BASKET STD MATTE FINISH TAG SLOT	3	10" (ID); 10 3/4" (OD)	6 3/8"	360	1.57 gal	5.9 L	100	1,312 or 24 CTN
NEW SHB1200-ATH	SHUTTLE™ 12" HANGING BASKET ATHENA TAG SLOT	4	11 3/8" (ID); 12" (OD)	7 1/4"	515.6	2.23 gal	8.45 L	100	1,408 or 12 CTN
NEW SHB1200-ATL	SHUTTLE™ 12" HANGING BASKET ATLAS TAG SLOT	4	11 3/8" (ID); 12" (OD)	7 1/4"	515.6	2.23 gal	8.45 L	100	1,408 or 12 CTN
SHB1290-PRM	SHUTTLE™ 12" HANGING BASKET PREMIUM TAG SLOT	1	12" (ID); 12 1/8" (OD)	7"	580	2.50 gal	9.5 L	100	1,032 or 12 CTN
SPB1200-DW	SHUTTLE™ 12" BOWL DUO WAVE TAG SLOT	3	10 3/4" (ID); 11 3/4" (OD)	4 3/4"	306	1.50 gal	5.70 L	100	1,600 or 28 CTN
SPP1000-RND	SHUTTLE POT® 10" PLANTER	1	10" (ID); 11" (OD)	7 3/4"	436.9	1.89 gal	7.2 L	100	1,152 or 20 CTN
NEW SPP1100-ATH	SHUTTLE POT® 11" PLANTER ATHENA	4	10 3/8" (ID); 10 7/8" (OD)	8 1/2"	483.95	2.09 gal	7.58 L	100	1,760 or 26 CTN
SPP1200-RND	SHUTTLE POT® 12" PLANTER	3	10 3/4" (ID); 12" (OD)	9 1/8"	610.2	2.65 gal	10.0 L	100	896 or 18 CTN
SPP1300-RND	SHUTTLE POT® 13" PLANTER	3	12" (ID); 13" (OD)	9 3/4"	785	3.50 gal	12.8 L	50	720 or 16 CTN
SPP1400-RND	SHUTTLE POT® 14" PLANTER	1	14" (ID); 15" (OD)	11 3/4"	1270	5.50 gal	20.8 L	25	400 or 27 CTN
SPI800TS-RND	SHUTTLE POT® 800 ROUND INJECTION MOLDED TAG SLOT	3	7 3/8" (ID); 8" (OD)	6 1/2"	231	1.00 gal	3.79 L	100	3,630 or 48 CTN
SPI850DTS-RND	SHUTTLE POT® 850 DEEP ROUND INJECTION MOLDED TAG SLOT	4	8 3/8" (ID); 8 3/4" (OD)	8 3/8"	347.6	1.50 gal	5.70 L	100	2,250 or 36 CTN
SPI1000TS-RND	SHUTTLE POT® 1000 ROUND INJECTION MOLDED TAG SLOT	N/A	9 3/8" (ID); 10" (OD)	7 3/4"	346	1.50 gal	5.7 L	100	2,178 or 32 CTN
SSI325TTS-SQ	SHUTTLE™ 325 SQUARE POT INJECTION MOLDED TOP DOWN TAG SLOT	4	3 1/4"	3 3/8"	29	1.00 pt	473 ml	900	17,640 or 32 CTN
SSP750-DW	SHUTTLE™ 7.5" SQUARE PLANTER DUO WAVE TAG SLOT	4	6 3/8" (ID); 7 3/8" (OD)	6 3/8"	208	1.00 gal	3.61 L	100	3,390 or 48 CTN

## HANGERS & DRAINAGE DISCS

PART NUMBER	DESCRIPTION	PACKAGING	
		CARTON	PALLET
BH1575-3STRAND	1575 3-STRAND BASKET HANGERS	600	12 CTN
BH1875-3STRAND	1875 3-STRAND BASKET HANGERS	600	12 CTN
BH2250-4STRAND	2250 4-STRAND BASKET HANGERS	300	12 CTN
BH-3STRAND-WIRE	21" 3-STRAND WIRE HANGERS	500	40 CTN
BH-4STRAND-WIRE	24" 4-STRAND WIRE HANGERS	250	40 CTN
HB-600-DISC-PS	DRAINAGE DISC (PS) 6.0" DIAMETER - HANGING BASKET	1,600	42 CTN
HB-750-DISC-PS	DRAINAGE DISC (PS) 7.5" DIAMETER - HANGING BASKET	1,500	20 CTN

Patents may apply to certain products. Visit [eastjordanplastics.com/patents](http://eastjordanplastics.com/patents) for more information.

NOTE: Bulk Pallet Quantities are Half Pallets

# SHUTTLE™ SQUARES & POT CARRIERS

Like our SHUTTLE POT® Pots, our SHUTTLE™ Squares are designed to withstand whatever the grower world can dish out. With strong rims and sturdy shoulders for quick de-nesting and trouble-free use in automated systems, SHUTTLE™ Squares feature a smooth, seamless finish for easy labeling and to make plant removal a breeze.

## SHUTTLE™ SQUARE POTS



Custom colors available, contact us for a quote (See p. 9 for color guide)

PART NUMBER	DESCRIPTION	DIAMETER	HEIGHT	CUBIC INCHES	LIQUID VOLUME		PACKAGING	
					U.S.	METRIC	CARTON	PALLET
SS325-SQ	SHUTTLE™ 325 SQUARE POT	3.25"	4.00"	28.9	1.00 pt	473 ml	1,800	20,280
SS325TS-SQ	SHUTTLE™ 325 SQUARE POT TAG SLOT	3.25"	4.00"	28.9	1.00 pt	473 ml	1,800	23,400
SSI325TTS-SQ	SHUTTLE™ 325 SQUARE POT INJECTION MOLDED TOP DOWN TAG SLOT	3.25"	3.875"	29.0	1.00 pt	473 ml	900	17,640
SS450TS-SQ	SHUTTLE™ 450 SQUARE POT TAG SLOT	4.15"	4.00"	46.0	1.60 pt	754 ml	750	11,682
SS450DTS-SQ	SHUTTLE™ 450 DEEP SQUARE POT TAG SLOT	4.15"	4.875"	57.7	1.00 qt	946 ml	750	10,890


## POT CARRIERS FOR SHUTTLE™ SQUARE POTS



PART NUMBER	DESCRIPTION	LENGTH	WIDTH	PACKAGING	
				CARTON	PALLET
PCSS325PP12-EC-BLK	SHUTTLE™ POT CARRIER 325 PP SQUARE 12 PK ECON BLACK	19 3/4"	6 3/8"	100	4,550
PCSS325TS12WMB-EC-BLK	SHUTTLE™ POT CARRIER 325 TAG SLOT PP SQUARE 12 PK WATERMAT ECON BLACK	19 3/4"	6 3/8"	100	4,550
PCSS325PP18DS-EC-BLK	SHUTTLE™ POT CARRIER 325 PP SQUARE 18 PK DISPENSER SLOTS ECON BLACK	20"	10"	100	3,150
PCSS325TS18DS-EC-BLK	SHUTTLE™ POT CARRIER 325 TAG SLOT PP SQUARE 18 PK DISPENSER SLOTS ECON BLACK	20"	10"	100	3,150
PCSS325PP20DS-EC-BLK	SHUTTLE™ POT CARRIER 325 PP SQUARE 20 PK DISPENSER SLOTS ECON BLACK	16 1/4"	13"	75	2,700
PCSS450TS10-STD-BLK	SHUTTLE™ POT CARRIER 450 TAG SLOT PP SQUARE 10 PK STD BLACK	21"	8 1/2"	100	3,500
PCSS450TS15-STD-BLK	SHUTTLE™ POT CARRIER 450 TAG SLOT PP SQUARE 15 PK STD BLACK	21"	12 1/2"	50	2,100

# INJECTION MOLDED TRAYS


Our injection molded trays are designed and manufactured for use on automated destacking, filling, transplanting, and transport equipment. Made from up to 100% recycled horticultural containers, our injection molded trays are strong enough to be reused until they're ready to be recycled again (and again).



PART NUMBER	DESCRIPTION	LENGTH	WIDTH	PACKAGING	
				CARTON	PALLET
WAFO-STD-BLK	WEB FLAT 'A' SERIES (11x21) OPEN INJECTION MOLDED STD BLACK (BUNDLE)	21 1/4"	10 7/8"	50	2,700
WAFOSS-HD-BLK	WEB FLAT 'A' SERIES (11x21) OPEN SOLID SIDES INJECTION MOLDED HD BLACK (BUNDLE)	21 1/4"	10 7/8"	50	2,700
WLF12SS-HD-BLK	WEB FLAT 'L' SERIES (7.5x20) 12PK SOLID SIDES INJECTION MOLDED HD BLACK (BUNDLE)	19 5/8"	7 1/2"	N/A	1,728
WLF12SS-HD-BLK	WEB FLAT 'L' SERIES (7.5x20) CENTER RIB INJECTION MOLDED STD BLACK (BUNDLE)	19 7/8"	7 3/4"	65	3,120
WLF12SS-HD-BLK	WEB FLAT 'S' SERIES (8.5x20) CENTER RIB INJECTION MOLDED STD BLACK (BUNDLE)	19 7/8"	8 3/4"	80	3,520
WLF12SS-HD-BLK	WEB FLAT 'T' SERIES (10x20) 8PK INJECTION MOLDED TAG SLOT STD BLACK (BUNDLE)	20"	10"	25	2,700
WLF12SS-HD-BLK	WEB FLAT 'T' SERIES (10x20) 10PK WATERMAT INJECTION MOLDED STD BLACK (BUNDLE)	19 7/8"	9 3/4"	N/A	2,520
WLF12SS-HD-BLK	WEB FLAT 'T' SERIES (10x20) OPEN INJECTION MOLDED STD BLACK (BUNDLE)	19 7/8"	9 3/4"	25	2,250
WLF12SS-HD-BLK	WEB FLAT 'T' SERIES (10x20) OPEN DEEP (2 1/4") INJECTION MOLDED STD BLACK (BUNDLE)	19 7/8"	9 3/4"	25	2,250
WLF12SS-HD-BLK	SHUTTLE TRAY® 433-8 PK STADIUM® INJECTION MOLDED (M-STYLE) STD BLACK	19 3/4"	7 3/8"	100	3,120
WLF12SS-HD-BLK	SHUTTLE TRAY® 433-8 PK STADIUM® INJECTION MOLDED (M-STYLE) FILL TRAY TAG SLOT STD BLACK	19 3/4"	7 3/8"	N/A	2,080
WLF12SS-HD-BLK	SHUTTLE TRAY® 433-10 PK STADIUM® INJECTION MOLDED STD BLACK	21 5/8"	7 1/2"	100	2,600
WLF12SS-HD-BLK	SHUTTLE TRAY® 500-8 PK STADIUM® INJECTION MOLDED STD BLACK	20"	8"	100	2,400
WLF12SS-HD-BLK	SHUTTLE TRAY® 600-6 PK STADIUM® INJECTION MOLDED TAG SLOT STD BLACK	18"	10"	100	1,900
WLF12SS-HD-BLK	SHUTTLE TRAY® 600-6 PK STADIUM® INJECTION MOLDED (M-STYLE) TAG SLOT STD BLACK	20"	10"	N/A	1,900
WLF12SS-HD-BLK	SHUTTLE TRAY® 600-6 PK STADIUM® INJECTION MOLDED (M-STYLE) FILL TRAY TAG SLOT STD BLACK	19 3/4"	10"	N/A	1,500
WLF12SS-HD-BLK	SHUTTLE TRAY® 630-6 PK INJECTION MOLDED POT CARRIER TAG SLOT STD BLACK	18 3/4"	12 1/2"	40	1,200
WLF12SS-HD-BLK	SHUTTLE TRAY® TRADE GALLON 6 PK INJECTION MOLDED POT CARRIER STD BLACK	19 3/4"	13 3/8"	38	1,140
WLF12SS-HD-BLK	SHUTTLE TRAY® 800-2 PK INJECTION MOLDED POT CARRIER STD BLACK	16"	8"	40	2,520

# LANDSCAPE MARKET TRAYS

By combining a flat and pack in one incredibly sturdy tray, our landscape market trays offer greater efficiency at less cost for today's growers. We offer a wide variety of configurations and sizes to choose from for different price points and superior sell through.



PART NUMBER	DESCRIPTION	TRAY SIZE	DIMENSIONS AND VOLUME PER CELL			VOLUME PER FLAT				PACKAGING	
			DIMENSIONS L x W x H	VOLUME CUBIC INCHES	LIQUID VOLUME		DRY CUBIC INCHES	LIQUID VOLUME		CARTON	PALLET
					U.S.	METRIC		U.S.	METRIC		
LFH901MTWMB-STD-BLK	LF-HALF 9-01 MARKET TRAY WATERMAT WMB ROUND HANDLE HOLES STD BLACK	7 1/2" x 10"	3" x 2 1/4" x 3 3/8"	17.4	9.6 fl oz	285.0 ml	156.5	2.7 qt	2.56 L	200	7,200
LFH1201MTAS-STD-BLK	LF-HALF 12-01 MARKET TRAY AUTO-SLOT HANDLE HOLES STD BLACK	7 1/2" x 10"	2 1/8" x 2 1/8" x 3 3/4"	11	6.1 fl oz	180.8 ml	132.5	2.3 qt	2.17 L	200	8,400
LFH1201MTL-STD-BLK	LF-HALF 12-01 MARKET TRAY SLOTTED HANDLE HOLES STD BLACK	7 1/2" x 10"	2 1/8" x 2 1/8" x 3 3/4"	12	6.6 fl oz	191.7 ml	142.4	2.46 qt	2.33 L	200	7,920
<b>NEW</b> LFH2001MTSAS-STD-BLK	LF-HALF 20-01 MARKET TRAY SLOTTED & AUTO-SLOT HANDLE HOLES STD BLACK	7 1/2" x 10"	1 3/4" x 1 3/8"	8.85	5.5 fl oz	162.7 ml	110	1.90 qt	1.8 L	200	8,400
LF1801MTTS-STD-BLK	LF-1801 MARKET TRAY TAG SLOT STD BLACK	7 1/2" x 20"	3" x 2 1/4" x 3 3/8"	17.4	9.7 fl oz	287.2 ml	313	1.36 gal	5.17 L	100	4,200
TFH1201MTAS-STD-BLK	TF-HALF 12-01 MARKET TRAY AUTO-SLOT HANDLE HOLES STD BLACK	10" x 10"	3 1/8" x 2 1/8" x 3 1/2"	19.2	10.7 fl oz	315.5 ml	230.7	1.0 gal	3.78 L	100	5,400
TF1801MT-STD-BLK	TF-1801 MARKET TRAY STD BLACK	10" x 20"	2 3/4" x 3 1/4"	25.4	14.0 fl oz	416.0 ml	457	1.97 gal	7.48 L	100	3,150

# SPECIALTY POT CARRIERS



AF35-STD-BLK



AF45-STD-BLK



AF45PCT-STD-BLK



AF45PWT-HD-BLK  
Special Order

PART NUMBER	DESCRIPTION	LENGTH	WIDTH	PACKAGING	
				CARTON	PALLET
AF35-STD-BLK	AF 3-1/2" SHUTTLE™ POT CARRIER STD BLACK	21 1/4"	10 7/8"	100	3,200
AF45-STD-BLK	AF 4-1/2" SHUTTLE™ POT CARRIER VENTED STD BLACK	21 1/4"	10 7/8"	100	3,200
AF45PCT-STD-BLK	AF 4-1/2" SHUTTLE™ POT CARRIER 8PK ROUND PLANT CARRY TRAY VENTED STD BLACK	21 1/4"	10 7/8"	100	3,200
<b>AF45PWT-HD-BLK*</b>	AF 4-1/2" SHUTTLE™ POT CARRIER 8PK PLANT WATER TRAY HD BLACK	21 1/4"	10 7/8"	100	2,800

NOTE: 4 1/2" PCT: round only. 4 1/2" PC:PWT: round or square.

\* Special order item-minimum order requirements apply




IMAGE SHOWN MAY NOT REFLECT ACTUAL PRODUCT ON PAGE

# FLATS & INSERTS

## A-SERIES FLATS (10 7/8" x 21 1/4")

Featuring our largest footprint flat and insert system (measuring 10 7/8" x 21 1/4"), the A-Series of products are ready to meet any planting requirement and deliver greater efficiency and yield. All A-Series inserts have a variety of compatible A-Series flats.

- Instant two-finger de-nesting, insert after insert.
- Consistent cell thickness, producing uniform strength throughout the entire insert and preventing a paper-thin bottom.
- Easy pack separation thanks to our precise trimming process.
- Uniform holes and channels for complete and even drainage of cells.





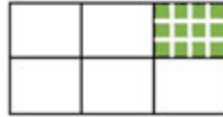
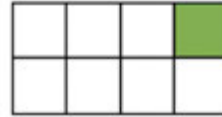







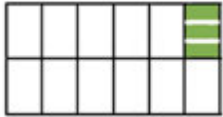
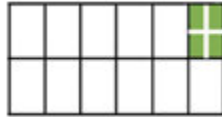
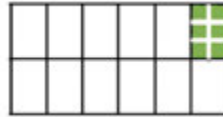



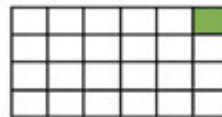



PART NUMBER	DESCRIPTION	PACKAGING	
		CARTON	PALLET
AFH-STD-BLK	AF HALF FLAT STD BLACK	200	4,000
AFO-EC-BLK	AF OPEN FLAT ECON BLACK	100	4,000
AFONH-HD-BLK	AF OPEN FLAT NO HOLES HD BLACK	100	2,800
<b>AFCRO-EC-BLK</b>	AF FLAT CENTER RIB ECON BLACK	100	4,000
AF6-EC-BLK	AF-6 FLAT ECON BLACK	100	3,200
<b>AF6SSR-EC-BLK</b>	AF-6 FLAT SHORT SIDE RIB ECON BLACK	100	4,000
AF8-EC-BLK	AF-8 FLAT ECON BLACK	100	4,000
AF12-EC-BLK	AF-12 FLAT ECON BLACK	100	4,000
<b>AF12SSR-EC-BLK</b>	AF-12 FLAT SHORT SIDE RIB ECON BLACK	100	4,000
AF18-EC-BLK	AF-18 FLAT ECON BLACK	100	4,000
<b>AF32-STD-BLK</b>	AF-32 FLAT STD BLACK	100	3,200
WAFO-STD-BLK	WEB FLAT 'A' SERIES (11x21) OPEN INJECTION MOLDED STD BLACK (BUNDLE)	50	2,700
WAFOSS-HD-BLK	WEB FLAT 'A' SERIES (11x21) OPEN SOLID SIDES INJECTION MOLDED HD BLACK (BUNDLE)	50	2,700

**NOTE:** AF Half Flat (AFH-STD-BLK) is available w/No Hole for special order - minimum order requirements apply  
 \* Special order item-minimum order requirements apply




IMAGE SHOWN MAY NOT REFLECT ACTUAL PRODUCT ON PAGE

**A-SERIES INSERTS (10 7/8" x 21 1/4")**

			
AI606-EC-BLK	AI606H-EC-BLK	AI612-EC-BLK Special Order	AI801-EC-BLK Special Order
			
AI804-EC-BLK	AI804H-EC-BLK	AI806-EC-BLK	AI812-HD-BLK Special Order
			
AI1004-EC-BLK Special Order	AI1006-EC-BLK Special Order	AI1201-EC-BLK	AI1202-EC-BLK
			
AI1203-EC-BLK	AI1204-EC-BLK	AI1206-EC-BLK	A 18-01 AI1801-EC-BLK
			
AI1801M-EC-BLK Special Order	AI1801H-EC-BLK	AI1801EH-STD-BLK Special Order	AI2401-EC-BLK Special Order
			
AL2401-STD-BLK	AI3201M-STD-BLK Special Order	AL3201-STD-BLK	

PART NUMBER	ACCEPTS LABELS	NO. OF CELLS	CELL DIMENSIONS L x W x H	VOLUME PER CELL		VOLUME PER PACK		PACKAGING			
				CUBIC INCHES	LIQUID MEASURE		CUBIC INCHES	LIQUID MEASURE		CARTON	PALLET
					U.S.	METRIC		U.S.	METRIC		
AI606-EC-BLK	●	36	2" x 2 1/4" x 2 1/4"	7	3.8 fl oz	114 ml	42	1.45 pt	688 ml	200	7,200
AI606H-EC-BLK	●	36	2 3/8" x 2 3/8" x 3 1/4"	11.5	6.3 fl oz	188 ml	69	1.19 qt	1.13 L	100	5,600
AI612-EC-BLK		72	1 1/2" x 1 1/2" x 2 1/4"	3	1.6 fl oz	49 ml	36	1.24 pt	589 ml	200	6,400
AI801-EC-BLK	●	8	4 3/4" x 4 3/4" x 2 1/4"	45	1.55 pt	737 ml	45	1.55 pt	737 ml	200	7,200
AI804-EC-BLK	●	32	2 3/8" x 2 3/8" x 2 1/4"	9	4.9 fl oz	147 ml	36	1.24 pt	589 ml	200	7,200
AI804H-EC-BLK	●	32	2 3/8" x 2 3/8" x 3 1/4"	13	7.2 fl oz	213 ml	52	1.80 pt	852 ml	100	5,760
AI806-EC-BLK		48	2 3/8" x 1 1/2" x 2 1/4"	5.2	2.8 fl oz	85 ml	31.2	1.07 pt	511 ml	200	7,200
AI812-HD-BLK		96	1 1/2" x 1 1/2" x 2 1/4"	2.5	1.3 fl oz	40 ml	30	1.03 pt	491 ml	100	5,600
AI1004-EC-BLK	●	40	2 3/8" x 1 1/4" x 2 1/4"	6.8	3.7 fl oz	111 ml	27.2	15.0 fl oz	445 ml	200	7,200
AI1006-EC-BLK	●	60	1 7/8" x 1 3/8" x 2 1/4"	4	2.2 fl oz	65 ml	24	13.2 fl oz	393 ml	200	7,200
AI1201-EC-BLK	●	12	4 3/4" x 3 1/2" x 2 1/4"	24.7	13.6 fl oz	404 ml	24.7	13.6 fl oz	404 ml	200	7,200
AI1202-EC-BLK	●	24	3 1/2" x 2 1/4" x 2 1/4"	11.5	6.3 fl oz	188 ml	23	12.7 fl oz	376 ml	200	7,200
AI1203-EC-BLK	●	36	3 1/4" x 1 1/2" x 2 1/4"	7.1	3.9 fl oz	116 ml	21.3	11.8 fl oz	349 ml	200	7,200
AI1204-EC-BLK		48	2 3/8" x 1 1/2" x 2 1/4"	4.9	2.7 fl oz	80 ml	19.6	10.8 fl oz	321 ml	200	7,200
AI1206-EC-BLK		72	1 1/2" x 1 1/2" x 2 1/4"	3	1.6 fl oz	49 ml	18	9.9 fl oz	294 ml	200	7,200
AI1801-EC-BLK		18	3 1/2" x 3 1/2" x 2 1/4"	17.2	9.5 fl oz	281 ml	17.2	9.5 fl oz	281 ml	200	7,200
AI1801M-EC-BLK		18	3 1/2" x 3 1/2" x 3"	22.7	12.6 fl oz	372 ml	N/A	N/A	N/A	100	4,800
AI1801H-EC-BLK	●	18	3 3/4" x 3 3/4" x 3 1/4"	24.4	13.5 fl oz	399 ml	N/A	N/A	N/A	100	4,000
AI1801EH-STD-BLK	●	18	3 1/2" x 3 1/2" x 3 7/8"	25.8	14.3 fl oz	422 ml	N/A	N/A	N/A	100	4,400
AI2401-EC-BLK		24	3 1/2" x 2 1/4" x 2 1/4"	11.5	6.3 fl oz	188 ml	11.5	6.3 fl oz	188 ml	200	7,200
AL2401-STD-BLK		24	3 1/2" x 2 1/2" x 3"	15.3	8.5 fl oz	250 ml	N/A	N/A	N/A	100	4,800
AI3201M-STD-BLK	●	32	2 1/2" x 2 1/2" x 3"	10.7	5.9 fl oz	175 ml	N/A	N/A	N/A	100	2,400
AL3201-STD-BLK		32	2 1/2" x 2 1/2" x 3"	10.6	5.9 fl oz	175 ml	N/A	N/A	N/A	100	5,000

KEY: EC = Economy gauge; EH = Extra High; H = High; HD = Heavy Duty gauge; M = Medium; STD = Standard gauge  
 \* Special order item-minimum order requirements apply



### G-SERIES FLATS & INSERTS (7" x 21")

With its 7" x 21" footprint, the G-Series delivers a compact, space-saving design with several insert and pot options. The GI1201H-EC-BLK insert may be used as a two row sheet-of-pot system with the GF412PFT-STD-BLK press fit tray.



GF412PFT-STD-BLK  
Special Order



GF6WMB-EC-BLK  
Special Order



GI1201H-EC-BLK  
Special Order

PART NUMBER	DESCRIPTION	PACKAGING	
		CARTON	PALLET
GF412PFT-STD-BLK	GF-4"12 PRESS FIT TRAY STD BLACK	150	5,400
GF6WMB-EC-BLK	GF-6 FLAT WATERMAT WMB ECON BLACK	200	6,600

PART NUMBER	ACCEPTS LABELS	NO. OF CELLS	CELL DIMENSIONS L x W x H	VOLUME PER CELL		VOLUME PER PACK			PACKAGING		
				CUBIC INCHES	LIQUID MEASURE		CUBIC INCHES	LIQUID MEASURE		CARTON	PALLET
					U.S.	METRIC		U.S.	METRIC		
GI1201H-EC-BLK*	●	12	3" x 3 1/8" x 3 1/4"	28.5	1.0 pt	473 ml	N/A	N/A	N/A	150	4,200

KEY: EC = Economy gauge; H = High; STD = Standard gauge  
\* Special order item-minimum order requirements apply



IMAGE SHOWN MAY NOT REFLECT ACTUAL PRODUCT ON PAGE

### L-SERIES FLATS (7 1/2" x 20")

Featuring a 7 1/2" x 20" footprint, the L-Series is an excellent way to save space while still accepting an adhesive label. Plus, the high center rib in L-Series flats improves stacking strength, and all L-Series inserts are compatible with a variety of L-Series flats.



LF2-EC-BLK



LF3-EC-BLK



LF4WMB-EC-BLK



LF5-EC-BLK



LF6-EC-BLK



LF8-EC-BLK



LF12-EC-BLK



LFCRO-EC-BLK



WLF12SS-HD-BLK



WLF12SS-STD-BLK

PART NUMBER	DESCRIPTION	PACKAGING	
		CARTON	PALLET
LF2-EC-BLK	LF-2 FLAT ECON BLACK	200	6,600
LF3-EC-BLK	LF-3 FLAT ECON BLACK	200	6,600
LF4WMB-EC-BLK	LF-4 FLAT WATERMAT WMB ECON BLACK	200	6,600
LF5-EC-BLK	LF-5 FLAT ECON BLACK	200	6,600
LF6-EC-BLK	LF-6 FLAT ECON BLACK	200	6,600
LF8-EC-BLK	LF-8 FLAT ECON BLACK	200	6,600
LF12-EC-BLK	LF-12 FLAT ECON BLACK	200	6,600
<b>NEW</b> LFCRO-EC-BLK	LF-CRO FLAT CENTER RIB ECON BLACK	200	6,600
WLF12SS-HD-BLK	WEB FLAT 'L' SERIES (7.5x20) 12PK SOLID SIDES INJECTION MOLDED HD BLACK (BUNDLE)	N/A	1,728
WLF12SS-STD-BLK	WEB FLAT 'L' SERIES (7.5x20) CENTER RIB INJECTION MOLDED STD BLACK (BUNDLE)	65	3,120

### L-SERIES INSERTS (7 1/2" X 20")

LI304HS-STD-BLK    LI304HAS-STD-BLK    LI306HAS-STD-BLK    LI306HRS2-STD-BLK

LI406EHAS-EC-BLK    LI406EHLS-EC-BLK    LI504HLS-EC-BLK    LI508HELS-EC-BLK

LI508HTS-EC-BLK    LI606HELS-EC-BLK    LI804HLS-EC-BLK    LI806HLS-EC-BLK

LI1204HLS-EC-BLK

- = Round Handle Hole Placement
- ⤵ = Slotted Handle Hole Placement
- = Auto-slot Hole Placement

PART NUMBER	ACCEPTS LABELS	NO. OF CELLS	CELL DIMENSIONS L x W x H	VOLUME PER CELL		VOLUME PER PACK		PACKAGING			
				CUBIC INCHES	LIQUID MEASURE		CUBIC INCHES	LIQUID MEASURE		CARTON	PALLET
					U.S.	METRIC		U.S.	METRIC		
LI304HS-STD-BLK	•	12	3 3/8" x 2 7/8" x 3 7/8"	N/A	14.8 fl oz	437 ml	N/A	1.84 qt	1.75 L	200	6,600
LI304HAS-STD-BLK	•	12	3 3/8" x 2 7/8" x 3 7/8"	N/A	14.8 fl oz	437 ml	N/A	1.84 qt	1.75 L	200	6,600
LI306HAS-STD-BLK	•	18	2 7/8" x 2 3/8" x 3 7/8"	15.8	8.73 fl oz	258 ml	94.6	1.64 qt	1.55 L	100	3,960
LI306HRS2-STD-BLK	•	18	2 7/8" x 2 3/8" x 3 7/8"	15.8	8.73 fl oz	258 ml	94.6	1.64 qt	1.55 L	100	3,960
LI406EHAS-EC-BLK	•	24	2 3/8" x 2 3/8" x 3 3/4"	13.5	7.47 fl oz	221 ml	81	1.40 qt	1.32 L	100	3,960
LI406EHLS-EC-BLK	•	24	2 3/8" x 2 3/8" x 3 3/4"	13.5	7.47 fl oz	221 ml	81	1.40 qt	1.32 L	100	3,960
LI504HLS-EC-BLK	•	20	1 3/4" x 3 3/8" x 3 1/2"	15.9	8.8 fl oz	260 ml	63.6	1.10 qt	1.04 L	150	6,000
LI508HELS-EC-BLK	•	40	1 13/16" x 1 13/16" x 3 1/2"	6.8	3.77 fl oz	111 ml	54.5	1.88 pt	893 ml	150	6,000
LI508HTS-EC-BLK		40	1 7/8" x 1 1/8" x 3 1/2"	6.25	3.5 fl oz	102.5 ml	50	1.73 pt	820 ml	150	7,200
LI606HELS-EC-BLK	•	36	2 1/8" x 1 1/8" x 3 1/4"	7.8	4.32 fl oz	127 ml	46.8	1.62 pt	767 ml	200	6,600
LI804HLS-EC-BLK	•	32	2 3/8" x 1 1/8" x 3"	8.1	4.72 fl oz	140 ml	32.4	1.18 pt	560 ml	200	6,600
LI806HLS-EC-BLK	•	48	1 13/16" x 1 1/8" x 3 3/4"	5.5	3.07 fl oz	90.8 ml	33.25	1.15 pt	544.8 ml	200	7,200
LI1204HLS-EC-BLK	•	48	1 13/16" x 1 1/2" x 3 3/4"	5.8	3.1 fl oz	94 ml	23.2	12.4 fl oz	376 ml	200	6,600

KEY: AS = Auto Slot Handle Holes; EC = Economy gauge; EH = Extra High; H = High; HE = High Extended; LS = Label Side; RS = Round & Slotted Handle Holes; STD = Standard gauge; TS = Tag Slot

### P-SERIES FLATS & INSERTS (13" x 16 1/4")

Featuring a 13" x 16 1/4" footprint, the P-Series was designed as a labor saving solution for both growers and end users. With no single pots to worry about, you can quickly drop the P-Series into our PF20-EC-BLK tray for filling. Available in two depths to choose from, it's ideal for both landscaping and groundcover solutions.

PF20-EC-BLK    PI2001M-STD-BLK    PI2001H-STD-BLK

PART NUMBER	DESCRIPTION	PACKAGING	
		CARTON	PALLET
PF20-EC-BLK	PF-20 FLAT ECON BLACK	100	3,600

PART NUMBER	ACCEPTS LABELS	NO. OF CELLS	CELL DIMENSIONS L x W x H	CUBIC INCHES	VOLUME PER CELL		VOLUME PER PACK		PACKAGING		
					LIQUID MEASURE		CUBIC INCHES	LIQUID MEASURE		CARTON	PALLET
					U.S.	METRIC		U.S.	METRIC		
PI2001M-STD-BLK	•	20	3" x 3" x 3"	19.6	10.87 fl oz	321 ml	19.6	10.87 fl oz	321 ml	100	7,200
PI2001H-STD-BLK	•	20	3" x 3" x 3 1/2"	24.5	13.6 fl oz	401 ml	24.5	13.6 fl oz	401 ml	100	4,050

### S-SERIES FLATS (8 1/2" x 20")

Built with an 8 1/2" x 20" footprint, the S-Series features flats that have matching full-height support ribs to withstand the rigors of automation from transplanting to shipping. Another advantage of the S-Series is the ease of labeling to price and identify your crop. All S-Series inserts have a variety of compatible S-Series flats.

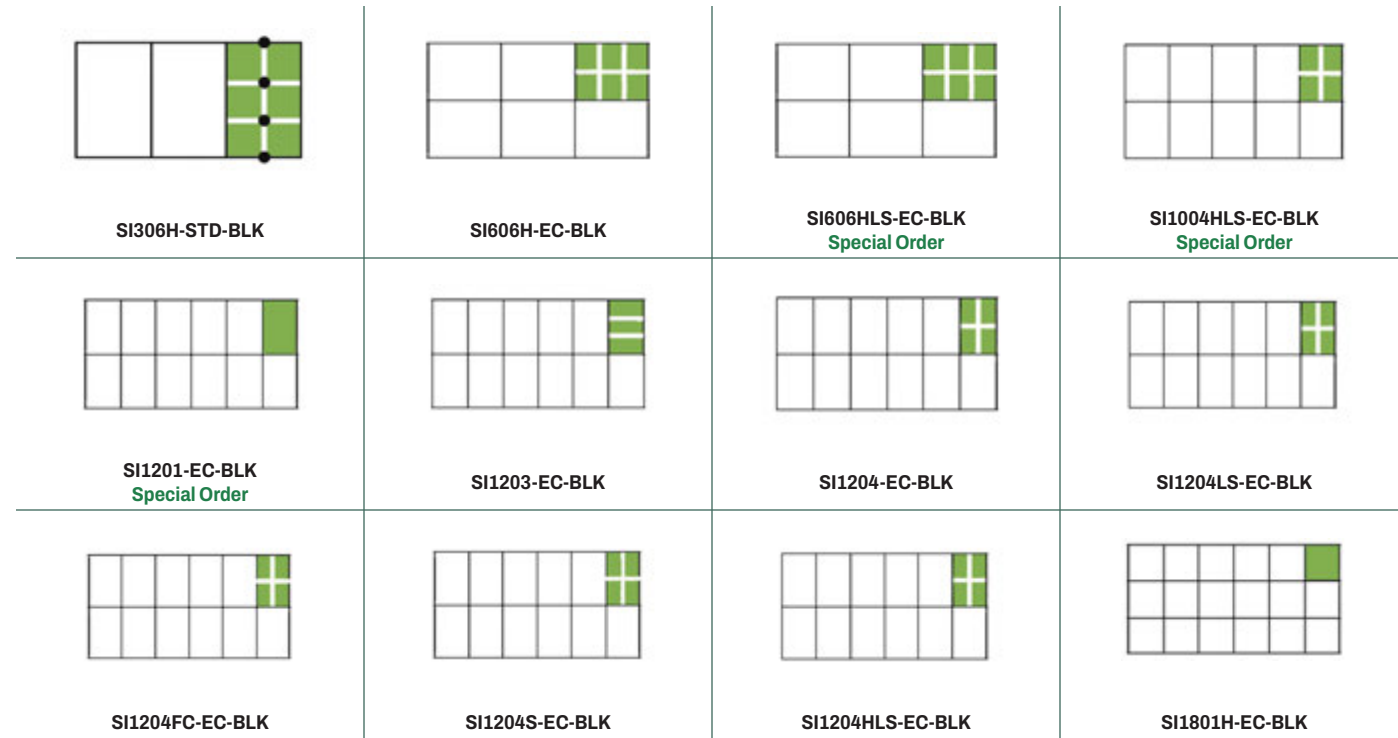
SF3-EC-BLK    SF5-EC-BLK Special Order    SF6-EC-BLK    SF12-EC-BLK

SF12FS-EC-BLK    SF18-EC-BLK    WSFCRO-STD-BLK

PART NUMBER	DESCRIPTION	PACKAGING	
		CARTON	PALLET
SF3-EC-BLK	SF-3 FLAT ECON BLACK	100	5,000
SF5-EC-BLK	SF-5 FLAT ECON BLACK	100	5,500
SF6-EC-BLK	SF-6 FLAT ECON BLACK	100	5,000
SF12-EC-BLK	SF-12 FLAT ECON BLACK	100	5,500
SF12FS-EC-BLK	SF-12 FLAT FULL SIDE ECON BLACK	100	5,500
SF18-EC-BLK	SF-18 FLAT ECON BLACK	100	5,000
WSFCRO-STD-BLK	WEB FLAT 'S' SERIES (8.5x20) CENTER RIB INJECTION MOLDED STD BLACK (BUNDLE)	80	3,520

KEY: EC = Economy gauge; H = High; M = Medium; STD = Standard gauge  
 \* Special order item - minimum order requirements apply

### S-SERIES INSERTS (8 1/2" X 20")




- = Round Handle Hole Placement
- ◡ = Slotted Handle Hole Placement
- = Auto-slot

PART NUMBER	ACCEPTS LABELS	NO. OF CELLS	CELL DIMENSIONS L x W x H	VOLUME PER CELL		VOLUME PER PACK		PACKAGING			
				CUBIC INCHES	LIQUID MEASURE		CUBIC INCHES	LIQUID MEASURE		CARTON	PALLET
					U.S.	METRIC		U.S.	METRIC		
SI306H-STD-BLK	•	18	3" x 2 1/2" x 3"	16.6	9.1 fl oz	272 ml	99.6	1.71 qt	1.62 L	100	6,000
SI606H-EC-BLK	•	36	2 1/2" x 2" x 3 1/4"	9	4.9 fl oz	147 ml	54	1.86 pt	884 ml	100	6,500
SI606HLS-EC-BLK	•	36	2 1/2" x 1 7/8" x 3 1/4"	8.3	4.5 fl oz	136 ml	49.8	1.71 pt	816 ml	100	6,500
SI1004HLS-EC-BLK	•	40	1 3/4" x 1 7/8" x 3 1/4"	7	3.8 fl oz	114 ml	28	15.4 fl oz	458 ml	100	6,500
SI1201-EC-BLK	•	12	3" x 3 1/4" x 2 3/4"	25.3	14.0 fl oz	414 ml	25.3	14.0 fl oz	414 ml	200	8,500
SI1203-EC-BLK	•	36	3" x 1 1/4" x 2 3/4"	6.4	3.5 fl oz	104 ml	19.2	10.6 fl oz	314 ml	200	8,500
SI1204-EC-BLK	•	48	1 1/2" x 1 1/8" x 2 3/4"	4.7	2.6 fl oz	77 ml	18.8	10.4 fl oz	308 ml	200	8,500
SI1204LS-EC-BLK	•	48	1 1/2" x 1 1/8" x 2 3/4"	4.7	2.6 fl oz	77 ml	18.8	10.4 fl oz	308 ml	200	8,500
SI1204FC-EC-BLK		48	1 1/2" x 1 1/8" x 2 3/4"	5.1	2.8 fl oz	83 ml	20.4	11.2 fl oz	334 ml	100	7,000
SI1204S-EC-BLK	•	48	1 1/2" x 1 1/8" x 2 3/4"	5.6	3.0 fl oz	91 ml	22.4	12.4 fl oz	367 ml	200	8,500
SI1204HLS-EC-BLK	•	48	2" x 1 1/2" x 3 1/4"	6.2	3.5 fl oz	102.5 ml	25	13.9 fl oz	410 ml	100	7,000
SI1801H-EC-BLK	•	18	3" x 2 1/2" x 3 1/4"	17.5	9.6 fl oz	286 ml	N/A	N/A	N/A	100	6,500

KEY: EC = Economy gauge; FC = Full Cell; H = High; LS = Label Side; S = Semi Cell; STD = Standard gauge  
 \* Special order item-minimum order requirements apply

### T-SERIES FLATS (10" x 20")

Known as "true" flats and inserts, the T-Series utilizes a space-saving 10" x 20" footprint. Because T-Series inserts are a full 3/8" deeper, they hold virtually the same soil volume as the A-Series while enabling more flats per bench, cart, truck, or retail facing environment. They're both effective and space saving, plus all T-Series inserts have a variety of compatible T-Series flats.



PART NUMBER	DESCRIPTION	PACKAGING	
		CARTON	PALLET
TFH-STD-BLK	TF HALF FLAT STD BLACK	200	6,300
TFO-EC-BLK	TF OPEN FLAT ECON BLACK	100	4,500
TF3-EC-BLK	TF-3 FLAT ECON BLACK	100	4,500
TF306-EC-BLK	TF-306 FLAT *COMPATIBLE WITH TI306HAS* ECON BLACK	100	4,500
TF6-EC-BLK	TF-6 FLAT ECON BLACK	100	4,500
<b>TF6HR-EC-BLK</b>	TF-6 FLAT HIGH RIB ECON BLACK	100	4,500
TF8-EC-BLK	TF-8 FLAT ECON BLACK	100	4,500
TF8HRLWMB-EC-BLK	TF-8 FLAT HIGH RIB LOW-PROFILE WATERMAT WMB ECON BLACK **COMPATIBLE WITH TI804HLS INSERT ONLY**	100	4,500
TF8HRWMB-EC-BLK	TF-8 FLAT HIGH RIB WATERMAT WMB ECON BLACK **COMPATIBLE WITH TI804HTS & TI804EHLS INSERTS**	100	4,500
<b>TF10-EC-BLK</b>	TF-10 FLAT ECON BLACK	100	4,500
TF1006IRWMB-EC-BLK	TF 10-06 FLAT INVERSE RIB WATERMAT WMB ECON BLACK	100	4,140
TF12-EC-BLK	TF-12 FLAT ECON BLACK	100	4,500
<b>TF12OSR-EC-BLK</b>	TF-12 OSR FLAT OFFSET RIB ECON BLACK	100	4,500
TF18-EC-BLK	TF-18 FLAT ECON BLACK	100	4,500
<b>TF18SCRS-EC-BLK</b>	TF-18 SCR FLAT SINGLE CENTER RIB SLOTTED ECON BLACK	100	4,500
TT1801P-EC-BLK	TT 18-01 TRAY ECON PUNCHED BLACK	100	3,600
WTF8TS-STD-BLK	WEB FLAT 'T' SERIES (10x20) 8PK INJECTION MOLDED TAG SLOT STD BLACK (BUNDLE)	25	2,700
WTF10WM-STD-BLK	WEB FLAT 'T' SERIES (10x20) 10PK WATERMAT INJECTION MOLDED STD BLACK (BUNDLE)	N/A	2,520
WTFO-STD-BLK	WEB FLAT 'T' SERIES (10x20) OPEN INJECTION MOLDED STD BLACK (BUNDLE)	25	2,250
WTFOD-STD-BLK	WEB FLAT 'T' SERIES (10x20) OPEN DEEP (2 3/4") INJECTION MOLDED STD BLACK (BUNDLE)	25	2,250

NOTE: TF Half Flat (TFH-STD-BLK) and TF Open (TFO-EC-BLK) are available with No Hole for special order – minimum order requirements apply  
 \* Special order item-minimum order requirements apply



T-SERIES INSERTS (10" x 20")

TI306H-STD-BLK	TI306HAS-STD-BLK	TI606H-EC-BLK	TI606HLS-EC-BLK
TI804-EC-BLK	TI804HLS-EC-BLK	TI804HTS-EC-BLK	TI804EHLS-STD-BLK Special Order
TI806-EC-BLK	TI806SCC-EC-BLK Special Order	TI1004-EC-BLK Special Order	TI1006HLS-STD-BLK Special Order
TI1006EHLS-STD-BLK Special Order	TI1201-EC-BLK Special Order	TI1203-EC-BLK	TI1204P-EC-BLK
TI1204HLS-EC-BLK	TI1801-EC-BLK	TI1801DP-EC-BLK	TI1801XD-EC-BLK
	<ul style="list-style-type: none"> <li>• = Round Handle Hole Placement</li> <li>◡ = Slotted Handle Hole Placement</li> <li>— = Auto-slot Hole Placement</li> </ul>		
TI1803R-EC-BLK Special Order			

PART NUMBER	ACCEPTS LABELS	NO. OF CELLS	CELL DIMENSIONS L x W x H	VOLUME PER CELL			VOLUME PER PACK			PACKAGING	
				CUBIC INCHES	LIQUID MEASURE		CUBIC INCHES	LIQUID MEASURE		CARTON	PALLET
					U.S.	METRIC		U.S.	METRIC		
TI306H-STD-BLK	●	18	3 1/8" x 2 1/8" x 3 1/4"	21.9	12.1 fl oz	360 ml	131.4	2.25 qt	2.16 L	100	4,950
TI306HAS-STD-BLK	●	18	3 1/8" x 2 1/8" x 3 1/4"	21.9	12.1 fl oz	360 ml	131.4	2.25 qt	2.16 L	100	3,600
TI606H-EC-BLK		36	2 5/8" x 2 1/4" x 3 1/4"	11.6	6.4 fl oz	190 ml	69.6	1.20 qt	1.14 L	100	5,400
TI606HLS-EC-BLK	●	36	2 5/8" x 2 1/4" x 3 1/4"	10.2	5.6 fl oz	167 ml	61.2	1.05 qt	1.00 L	100	5,400
TI804-EC-BLK	●	32	2 5/8" x 2 5/8" x 2 5/8"	9.8	5.4 fl oz	160 ml	39.2	1.35 pt	642 ml	200	7,200
TI804HLS-EC-BLK	●	32	2 5/8" x 2 5/8" x 3 1/4"	12.5	6.9 fl oz	204 ml	50	1.73 pt	819 ml	100	6,300
TI804HTS-EC-BLK		32	2 1/4" x 2 5/8" x 3 3/4"	12.2	6.8 fl oz	201 ml	49	1.70 pt	803 ml	100	3,600
TI804EHLS-STD-BLK		32	2 3/8" x 2 3/8" x 4 1/4"	15.5	8.58 fl oz	254 ml	62	1.07 qt	1.01 L	100	4,050
TI806-EC-BLK	●	48	2 5/8" x 1 1/2" x 2 5/8"	5.7	3.1 fl oz	93 ml	34.2	1.18 pt	560 ml	200	7,200
TI806SCC-EC-BLK		48	2 5/8" x 1 1/2" x 2 5/8"	5.7	3.1 fl oz	93 ml	34.2	1.18 pt	560 ml	200	5,400
TI1004-EC-BLK		40	1 7/8" x 2 5/8" x 2 5/8"	7.3	4.0 fl oz	119 ml	29.2	1.00 pt	476 ml	200	7,200
TI1006HLS-STD-BLK	●	60	1 1/2" x 1 3/8" x 3 1/2"	6.7	3.74 fl oz	110 ml	40	1.40 pt	663 ml	100	4,050
TI1006EHLS-STD-BLK	●	60	1 1/2" x 1 3/8" x 3 3/8"	7.8	4.33 fl oz	128 ml	47	1.62 pt	770 ml	100	3,600
TI1201-EC-BLK	●	12	3" x 4 5/8" x 2 5/8"	28.5	15.7 fl oz	467 ml	28.5	15.7 fl oz	467 ml	200	7,200
TI1203-EC-BLK	●	36	1 1/2" x 3" x 2 5/8"	7.6	4.19 fl oz	124 ml	22.8	12.6 fl oz	373 ml	200	7,200
TI1204P-EC-BLK		48	1 1/2" x 2 5/8" x 2 5/8"	5.8	3.21 fl oz	95 ml	23.2	12.8 fl oz	380 ml	200	7,200
TI1204HLS-EC-BLK	●	48	1 1/2" x 2 5/8" x 3 1/4"	6.8	3.7 fl oz	111 ml	27.2	15.0 fl oz	445 ml	100	5,400
TI1801-EC-BLK	●	18	3" x 3" x 2 5/8"	18.1	10.0 fl oz	296 ml	18.1	10.0 fl oz	296 ml	200	7,200
TI1801DP-EC-BLK	●	18	3" x 3" x 3"	19.4	10.74 fl oz	317 ml	N/A	N/A	N/A	100	6,300
TI1801XD-EC-BLK	●	18	3" x 3" x 3 1/4"	22.8	12.6 fl oz	373 ml	N/A	N/A	N/A	100	4,950
TI1803R-EC-BLK		54	1 1/2" x 1 7/8" x 2 5/8"	4.5	2.4 fl oz	73 ml	13.5	7.4 fl oz	221 ml	200	7,200

KEY: AS = Auto Slot Handle Holes; D = Deep; EC = Economy gauge; EH = Extra High; H = High; LS = Label Side; R = Rectangular; SCC = Special Cell Configuration; STD = Standard gauge; TS = Tag Slot; XD = Extra Deep  
 \* Special order item-minimum order requirements apply

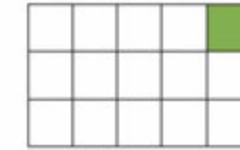


### V-SERIES FLATS & INSERTS (12 1/2" x 21")

Featuring a 12 1/2" x 21" footprint, the V-Series is the ultimate space-saving design we offer. The VI1501H-STD-BLK provides a label-friendly sidewall and may be used as a two row sheet-of-pot system with the VF15-STD-BLK tray.



VF15-STD-BLK



VI1501H

PART NUMBER	DESCRIPTION	PACKAGING	
		CARTON	PALLET
VF15-STD-BLK	VF-15 FLAT STD BLACK	50	2,100

PART NUMBER	ACCEPTS LABELS	NO. OF CELLS	CELL DIMENSIONS L x W x H	VOLUME PER CELL			VOLUME PER PACK			PACKAGING	
				CUBIC INCHES	LIQUID MEASURE		CUBIC INCHES	LIQUID MEASURE		CARTON	PALLET
					U.S.	METRIC		U.S.	METRIC		
VI1501H-STD-BLK	●	15	3 3/8" x 3 3/8" x 3 1/2"	40.5	1.40 pt	662 ml	19.6	10.87 fl oz	321 ml	100	3,150

KEY: H = High; STD = Standard gauge





IMAGE SHOWN MAY NOT REFLECT ACTUAL PRODUCT ON PAGE


# PLUG & PROPAGATION TRAYS

Our plug and propagation trays are precision-engineered to exact tolerances. Whether you need to hand-stick rooted cuttings or sow millions of seeds using the latest automated equipment, our plug and propagation trays deliver the levels of consistent precision and repeatable performance you need.

- Include round, square, hexagonal, and octagonal cells, vented and non-vented designs.
- Have uniform wall thickness that provides strong corners and bottoms.
- Designed for easy de-nesting.
- Include common element (CE), endless-thermoformed, vented or non-vented, precision punched, precision trimmed, and soil saver version features.



## COMMON ELEMENT ENDLESS PLUG TRAYS



PART NUMBER	TRAY SIZE	CELLS PER TRAY	CELL DIMENSION			DRAIN HOLE DIAM.	VOLUME			PACKAGING		
			DEPTH	TOP	BOTTOM		CELL CUBIC IN.	TRAY CUBIC IN.	FL OZ PER CELL	ML PER CELL	CARTON	PALLET
PTA21CV-STD-BLK	10 7/8" x 21 1/4"	3 x 7	4"	2 3/8"	1"	5/8"	15.73	330.3	8.72	258	50	2,400
PTA36V-STD-BLK	10 7/8" x 21 1/4"	4 x 9	3 1/4"	1 15/16"	1"	5/8"	7.62	274.3	4.22	124.8	100	3,200
PTT50V-HD-BLK	10" x 20"	5 x 10	1 5/8"	1 1/2"	1 3/16"	1 1/8"	2.86	143	1.58	46.8	100	2,970
PTT50DV-HD-BLK	10" x 20"	5 x 10	2 5/8"	1 1/2"	1 3/16"	1 1/8"	4	200	2.21	65.5	100	2,970
PTT50DLCV-HD-BLK	10" x 20"	5 x 10	2 5/8"	1 13/16"	1 1/8"	5/8"	6.5	325	3.6	106.5	100	2,700
PT50S-STD-BLK	11 1/8" x 21"	5 x 10	3"	1 7/8"	1/2"	3/8"	4.66	233	2.58	76.3	100	3,840
PTA58OSV-STD-BLK	10 7/8" x 21 1/4"	5 x 11 1/2	2 3/8"	1 7/8"	3/4"	3/8"	2.92	169.3	1.61	47.8	100	3,600
PTA72V-STD-BLK	10 7/8" x 21 1/4"	6 x 12	2"	1 1/2"	1 3/16"	3/8"	2.79	200.9	1.54	45.7	100	4,320
PTA72DV-STD-BLK	10 7/8" x 21 1/4"	6 x 12	2 3/8"	1 1/2"	1 3/16"	3/8"	3.31	238.3	1.83	54.3	100	3,600
PTT72-STD-BLK	10" x 20"	6 x 12	2"	1 1/4"	5/8"	3/8"	1.76	126.7	0.97	28.8	100	3,600
PTT72C-STD-BLK	10" x 20"	6 x 12	2"	1 1/4"	5/8"	7/16"	1	72	0.55	16.4	100	3,600
PTT72CLCV-STD-BLK	10" x 20"	6 x 12	2"	1 1/2"	1"	3/8"	2.5	180	1.38	40.9	100	3,150
PTT84CMBV-STD-BLK	10" x 20"	7 x 12	1 1/2"	1 1/8"	1 1/16"	3/8"	1.27	106.7	0.7	20.8	100	3,600
PTT98CV-STD-BLK	10" x 20"	7 x 14	1 5/8"	1 5/8"	1 3/16"	3/8"	1.62	158.7	0.9	26.5	100	3,600
PT102HV-STD-BLK	10 3/4" x 20 5/8"	6 x 17	1 5/8"	1 1/4"	1 3/16"	3/8"	1.23	125.4	0.68	20.2	100	2,800
PT102HSV-STD-BLK	10 3/4" x 20 5/8"	3 x 17	1 5/8"	1 1/4"	1 3/16"	3/8"	1.22	125.5	0.68	20.2	100	2,800
PT105HV-STD-BLK	11 1/8" x 21"	7 x 15	1 1/2"	1 1/4"	7/8"	1/2"	1.5	157.5	0.83	24.5	100	2,880
PT128D-STD-BLK	10 5/8" x 20 3/8"	8 x 16	1 7/8"	1 1/8"	9/16"	3/8"	1.51	193.3	0.83	24.7	100	3,200
PT128EOV-STD-BLK	10 7/8" x 20 1/4"	8 x 16	1 1/2"	1 1/4"	1 5/16"	3/8"	1.33	170.2	0.74	21.8	100	3,200
PT144OV-STD-BLK	11 1/8" x 21"	8 x 18	1 1/2"	1 1/8"	1 1/16"	3/8"	1	144	0.55	16.3	100	3,200
PT200-STD-BLK	11 1/8" x 21"	10 x 20	1 3/4"	1 5/16"	1/2"	0.312	0.89	178	0.49	14.6	100	3,840
PTT200-STD-BLK	10" x 20"	10 x 20	1 1/4"	7/8"	9/16"	0.312	0.59	118	0.32	9.6	100	2,520
PT288-STD-BLK	11 1/8" x 21"	12 x 24	1"	3/4"	5/8"	0.312	0.45	129.6	0.24	7.4	100	3,360
PT288DM-STD-BLK	11 1/8" x 21"	12 x 24	1 1/4"	3/4"	7/16"	0.312	0.51	146.8	0.28	8.4	100	3,520
PT288D-STD-BLK	11 1/8" x 21"	12 x 24	1 5/8"	3/4"	7/16"	0.312	0.59	170	0.32	9.6	100	2,400
PT288OSFV-STD-BLK	11 1/8" x 21"	12 x 24	1 3/16"	1 3/16"	1/2"	0.312	0.43	123.8	0.23	7	100	3,600
PT338V-HD-BLK	11 1/8" x 21"	13 x 26	1 1/2"	3/4"	1 1/16"	1/4"	0.41	138.5	0.22	6.7	100	3,120
PT392-STD-BLK	11 1/8" x 21"	14 x 28	1"	1 1/16"	7/16"	0.312	0.3	117.6	0.16	4.9	100	3,600
PT406-STD-BLK	11 1/8" x 21"	14 x 29	1"	5/8"	3/8"	1/4"	0.29	117	0.15	4.7	100	2,240
PT512-STD-BLK	11 1/8" x 21"	16 x 32	1"	9/16"	7/16"	0.312	0.22	112	0.12	3.6	100	3,360
PT512V-STD-BLK	11 1/8" x 21"	16 x 32	1"	9/16"	7/16"	0.312	0.22	112	0.12	3.6	100	3,360
PTC288SSFV-STD-BLK	10 5/8" x 20 3/8"	12 x 24	1"	3/4"	9/16"	0.343	0.38	109.4	0.2	6.2	100	2,800
PTC288SSFV-HD-BLK	10 5/8" x 20 3/8"	12 x 24	1"	3/4"	9/16"	0.343	0.38	109.4	0.2	6.2	100	2,800
PTCI288V-STD-BLK	10 1/4" x 20 1/2"	12 x 24	1"	1 1/16"	1/2"	0.343	0.33	95	0.18	5.4	N/A	1,692
PTC512SSV-STD-BLK	10 5/8" x 20 3/8"	16 x 32	1 5/16"	9/16"	7/16"	0.312	0.18	93.7	0.11	3	100	3,200
PTC512SSV-HD-BLK	10 5/8" x 20 3/8"	16 x 32	1 5/16"	9/16"	7/16"	0.312	0.18	93.7	0.11	3	100	2,400

KEY: C = Circular; D = Deep; FV = Full Vent; H = Hexagon; HD = Heavy Duty gauge; HSV = Hexagon 51-Strip Tray Vented; HV = Hexagon Uncut Vented; LC = Large Cell; O = Octagon; OS = Offset; PTC = Common Element; SF = Side Flange; SS = Soil Saver; STD = Standard gauge; V = Vented  
 \* Special order item-minimum order requirements apply

# GERMINATING TRAYS



AFHG-STD-BLK  
Special Order



AFHGNH-STD-BLK  
Special Order



TFHGTS-STD-BLK  
Special Order



AFG-HD-BLK




AFGNH-HD-BLK  
Special Order



TFG-STD-BLK  
Special Order



TFGNH-STD-BLK  
Special Order



PR20RT-STD-BLK  
Special Order

PART NUMBER	TRAY SIZE	TRAY CUBIC IN.	FL OZ PER CELL	ML PER CELL	DEPTH	PACKAGING	
						CARTON	PALLET
AFHG-STD-BLK	10 7/8" x 10 7/8"	148	2.56 qt	2.42 L	1 1/2"	200	5,600
AFHGNH-STD-BLK	10 7/8" x 10 7/8"	148	2.56 qt	2.42 L	1 1/2"	200	5,600
TFHGTS-STD-BLK	10" x 10"	127.6	2.21 qt	2.09 L	1 1/2"	200	5,600
AFG-HD-BLK	10 7/8" x 21 1/4"	305	1.32 gal	5.00 L	1 1/4"	100	2,800
AFGNH-HD-BLK	10 7/8" x 21 1/4"	305	1.32 gal	5.00 L	1 1/4"	100	2,800
TFG-STD-BLK	10" x 20"	265.8	1.15 gal	4.35 L	1 1/2"	100	3,600
TFGNH-STD-BLK	10" x 20"	265.8	1.15 gal	4.35 L	1 1/2"	100	3,600
PR20RT-STD-BLK	10 7/8" x 21 1/4"	204	3.52 qt	3.34 L	1 1/4"	100	48 CTN

KEY: H = Half; NH = No Hole; TS = Tag Slot  
 \* Special order item-minimum order requirements apply

# COMPATIBILITY CHARTS

## SS325/ SSI325 POTS AND TRAYS

PART NUMBER	PCSS325PP12-EC-BLK	PCSS325PP12 WMP-EC-BLK	PCSS325TS12WMB-EC-BLK	PCSS325PP18DS-EC-BLK	PCSS325PP18NCBDS-EC-BLK	PCSS325TS18DS-EC-BLK	PCSS325PP20DS-EC-BLK
SS325-SQ	•	•		•	•		•
SS325TS-SQ			•			•	
SSI325TTS-SQ	•	•		•	•		•

NOTE: Pots/ trays are shown on page 20

## A-SERIES FLATS & INSERTS (10 7/8" x 21 1/4")

PART NUMBER	AFO-EC-BLK	AFCRO-EC-BLK	AF6-EC-BLK	AF6SSR-EC-BLK	AF8-EC-BLK	AF12-EC-BLK	AF12SSR-EC-BLK	AF18-EC-BLK	AF32-STD-BLK	WAFO-STD-BLK	WAFOS-HD-BLK
AI606-EC-BLK	•	•		•						•	•
AI606H-EC-BLK	•	•	•							•	•
AI612-EC-BLK	•	•		•		•	•			•	•
AI801-EC-BLK	•	•			•					•	•
AI804-EC-BLK	•	•			•					•	•
AI804H-EC-BLK	•	•			•					•	•
AI806-EC-BLK	•	•			•					•	•
AI812-HD-BLK	•	•			•					•	•
AI1004-EC-BLK	•	•								•	•
AI1006-EC-BLK	•	•								•	•
AI1201-EC-BLK	•	•		•		•	•			•	•
AI1202-EC-BLK	•	•		•		•	•			•	•
AI1203-EC-BLK	•	•		•		•	•			•	•
AI1204-EC-BLK	•	•		•		•	•			•	•
AI1206-EC-BLK	•	•		•		•	•			•	•
AI1801-EC-BLK	•							•		•	•
AI1801M-EC-BLK	•							•		•	•
AI1801H-EC-BLK	•							•		•	•
AI1801EH-STD-BLK	•							•		•	•
AI2401-EC-BLK	•	•				•	•			•	•
AI3201M-STD-BLK	•								•	•	•

## L-SERIES FLATS & INSERTS (7 1/2" x 20")

PART NUMBER	LF2-EC-BLK	LF3-EC-BLK	LF4WMB-EC-BLK	LF5-EC-BLK	LF6-EC-BLK	LF8-EC-BLK	LF12-EC-BLK	LFCRO-EC-BLK	WLF12SS-HD-BLK	WLF12SS-STD-BLK
LI304HS-STD-BLK					•					
LI304HAS-STD-BLK					•					
LI306HAS-STD-BLK	•	•								
LI306HRS2-STD-BLK	•	•								
LI406EHAS2-EC-BLK			•						•	
LI406EHLS-EC-BLK			•						•	
LI504HLS-EC-BLK				•						
LI508HELS-EC-BLK				•						•
LI508HTS-EC-BLK				•						•
LI606HELS-EC-BLK					•					•
LI804HLS-EC-BLK						•				•
LI806HLS-EC-BLK						•				•
LI1204HLS-EC-BLK							•			•
LFH901MTWMB-STD-BLK	•	•								
LFH1201MTAS-STD-BLK	•									
LFH1201MTL-STD-BLK	•		•						•	
LFH2001MTSAS-STD-BLK								•		

## S-SERIES FLATS & INSERTS (8 1/2" x 20")

PART NUMBER	S3-EC-BLK	SF5-EC-BLK	SF6-EC-BLK	SF12-EC-BLK	SF12FS-EC-BLK	SF18-EC-BLK	WSFCRO-STD-BLK
SI306H-STD-BLK	•					•	
SI606H-EC-BLK			•				•
SI606HLS-EC-BLK			•				•
SI1004HLS-EC-BLK		•					•
SI1201-EC-BLK				•	•		•
SI1203-EC-BLK				•	•		•
SI1204-EC-BLK			•	•	•		•
SI1204LS-EC-BLK				•	•		•
SI1204FC-EC-BLK				•	•		•
SI1204S-EC-BLK				•	•		•
SI1204HLS-EC-BLK				•	•		•
SI1801H-EC-BLK						•	

T-SERIES FLATS & INSERTS (10" x 20")

PART NUMBER	TF0-EC-BLK	TF3-EC-BLK	TF306-EC-BLK	TF6-EC-BLK	TF6HR-EC-BLK	TF8-EC-BLK	TF8HRLWMB-EC-BLK	TF8HRWMB-EC-BLK	TF10-EC-BLK	TF1006IRWMB-EC-BLK
TI306H-STD-BLK	•	•								
TI306HAS-STD-BLK	•		•							
TI606H-EC-BLK	•			•	•					
TI606HLS-EC-BLK	•			•						
TI804-EC-BLK	•					•				
TI804HLS-EC-BLK	•						•			
TI804HTS-EC-BLK	•							•		
TI804EHLS-STD-BLK	•							•		
TI806-EC-BLK	•					•				
TI806SCC-EC-BLK	•					•				
TI1004-EC-BLK	•								•	•
TI1006HLS-STD-BLK										•
TI1006EHLS-STD-BLK										•
TI1201-EC-BLK	•			•						
TI1203-EC-BLK	•									
TI1204P-EC-BLK	•			•						
TI1204HLS-EC-BLK	•									
TI1801-EC-BLK	•									
TI1801DP-EC-BLK	•									
TI1801XD-EC-BLK	•									
TI1803R-EC-BLK	•									

T-SERIES FLATS & INSERTS (10" x 20")

PART NUMBER	TF12-EC-BLK	TF12OSR-EC-BLK	TF18-EC-BLK	TF18SCRS-EC-BLK	TT1801P-EC-BLK	WTF8TS-STD-BLK	WTF10WM-STD-BLK	WTF0-STD-BLK	WTFOD-STD-BLK
TI306H-STD-BLK								•	•
TI306HAS-STD-BLK								•	•
TI606H-EC-BLK								•	•
TI606HLS-EC-BLK								•	•
TI804-EC-BLK								•	
TI804HLS-EC-BLK								•	•
TI804HTS-EC-BLK						•		•	•
TI804EHLS-STD-BLK								•	•
TI806-EC-BLK								•	
TI806SCC-EC-BLK								•	
TI1004-EC-BLK							•	•	
TI1006HLS-STD-BLK							•	•	•
TI1006EHLS-STD-BLK							•	•	•
TI1201-EC-BLK	•	•						•	
TI1203-EC-BLK	•	•						•	
TI1204P-EC-BLK	•	•						•	
TI1204HLS-EC-BLK	•	•						•	•
TI1801-EC-BLK			•					•	•
TI1801DP-EC-BLK			•		•			•	
TI1801XD-EC-BLK			•		•			•	•
TI1803R-EC-BLK				•				•	



Learn more at [eastjordanplastics.com](http://eastjordanplastics.com)

6400 M-32 Highway, East Jordan, Michigan 49727  
800.353.1190 | [customerservice@ejplastics.com](mailto:customerservice@ejplastics.com)



**EAST JORDAN  
PLASTICS, INC.**  
*The Sustainable Choice*

Copyright © 2026. All Rights Reserved.